

Anti-CHDH Antibody

Catalog Number: A10927

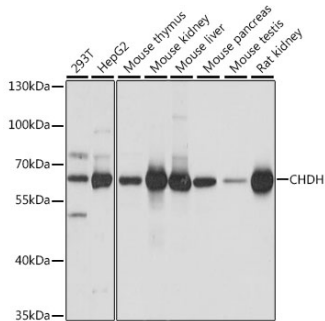
Overview

| | |
|----------------------|--|
| Product Name | Anti-CHDH Antibody |
| Reactive Species | Human, Mouse, Rat |
| Description | Boster Bio Anti-CHDH Antibody catalog # A10927. Tested in WB,IHC applications. This antibody reacts with Human,Mouse,Rat. |
| Application | IHC, WB |
| Clonality | Polyclonal |
| Formulation | Rabbit IgG, 1mg/ml in PBS with 0.02% sodium azide, 50% glycerol, pH7.2 |
| Storage Instructions | Store at -20°C for one year. For short term storage and frequent use, store at 4°C for up to one month. Avoid repeated freeze-thaw cycles. |
| Host | Rabbit |
| Uniprot ID | Q8NE62 |

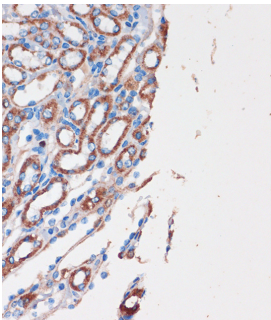
Technical Details

| | |
|---------------------|---|
| Immunogen | Recombinant fusion protein of human CHDH(NP_060867.2). |
| Isotype | IgG |
| Form | Liquid |
| Concentration | 1 mg/ml |
| Purification | The antibody was affinity-purified from rabbit antiserum by affinity-chromatography using epitope-specific immunogen and the purity is > 95% (by SDS-PAGE). |
| Suggested Dilutions | WB: 1:500-1:2000 IHC: 1:50-1:200 |

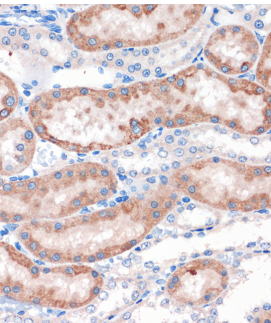
Anti-CHDH Antibody (A10927) Images



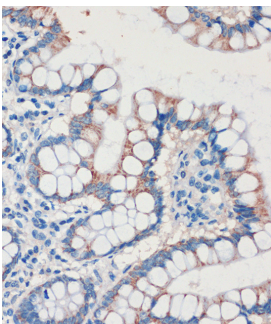
Western blot analysis of extracts of various cell lines, using CHDH antibody at 1:1000 dilution. Secondary antibody: HRP Goat Anti-Rabbit IgG at 1:10000 dilution. Lysates/proteins: 25ug per lane. Blocking buffer: 3% nonfat dry milk in TBST. Detection: ECL Basic Kit. Exposure time: 3s.



Immunohistochemistry of paraffin-embedded Mouse kidney using CHDH Rabbit pAb at dilution of 1:100. Perform microwave antigen retrieval with 10 mM PBS buffer pH 7.2 before commencing with IHC staining protocol.



Immunohistochemistry of paraffin-embedded Rat kidney using CHDH Rabbit pAb at dilution of 1:100. Perform microwave antigen retrieval with 10 mM PBS buffer pH 7.2 before commencing with IHC staining protocol.



Immunohistochemistry of paraffin-embedded Human colon using CHDH Rabbit pAb at dilution of 1:100. Perform microwave antigen retrieval with 10 mM PBS buffer pH 7.2 before commencing with IHC staining protocol.

Submit a product review to Biocompare.com

Submit a review of this product to Biocompare.com to receive a \$20 Amazon.com giftcard! Your reviews help your fellow scientists make the right decisions. Thank you for your contribution.



Anti-CHDH Antibody

For Research Use Only. Not for use in diagnostic procedures.