

## Anti-Dok-4 Antibody

Catalog Number: A11549-1

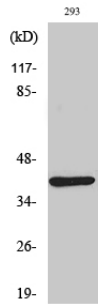
### Overview

Product Name	Anti-Dok-4 Antibody
Reactive Species	Human, Mouse
Description	Boster Bio Anti-Dok-4 Antibody catalog # A11549-1. Tested in ELISA, IF, IHC, WB applications. This antibody reacts with Human, Mouse.
Application	ELISA, IF, IHC, WB
Clonality	Polyclonal
Formulation	Liquid in PBS containing 50% glycerol, 0.5% stabilizing protein and 0.02% sodium azide. This antibody is supplied in a stabilized formulation. Compatibility with conjugation reactions depends on the chemistry of the conjugation method used. For conjugation methods that are not compatible with the stabilizing components present in this formulation, a carrier-free antibody format is required.
Storage Instructions	Store at -20°C for one year. For short term storage and frequent use, store at 4°C for up to one month. Avoid repeated freeze-thaw cycles.
Host	Rabbit
Uniprot ID	Q8TEW6

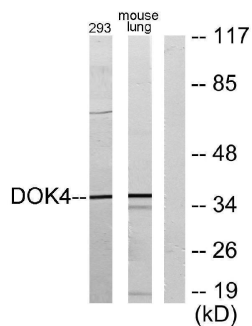
### Technical Details

Immunogen	The antiserum was produced against synthesized peptide derived from human DOK4. AA range:11-60
Isotype	IgG
Form	Liquid
Concentration	1 mg/ml
Purification	The antibody was affinity-purified from rabbit antiserum by affinity-chromatography using epitope-specific immunogen.
Suggested Dilutions	WB 1:500-1:2000 IHC 1:100-1:300 IF 1:200-1:1000 ELISA 1:20000

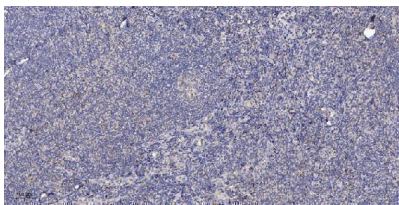
## Anti-Dok-4 Antibody (A11549-1) Images



Western Blot analysis of various cells using Dok-4 Polyclonal Antibody



Western blot analysis of lysates from 293 and mouse lung, using DOK4 Antibody. The lane on the right is blocked with the synthesized peptide.



Immunohistochemical analysis of paraffin-embedded human tonsil. 1, Antibody was diluted at 1:200 (4° overnight). 2, Tris-EDTA, pH9.0 was used for antigen retrieval. 3, Secondary antibody was diluted at 1:200 (room temperature, 30min).

### Submit a product review to Biocompare.com

Submit a review of this product to Biocompare.com to receive a \$20 Amazon.com giftcard! Your reviews help your fellow scientists make the right decisions. Thank you for your contribution.



### Anti-Dok-4 Antibody

For Research Use Only. Not for use in diagnostic procedures.