

Anti-Rap 2C Antibody

Catalog Number: A11672

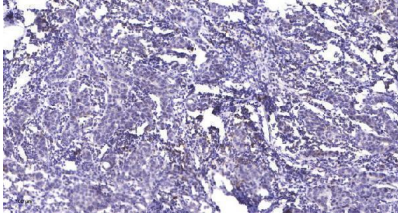
Overview

Product Name	Anti-Rap 2C Antibody
Reactive Species	Human, Mouse
Description	Boster Bio Anti-Rap 2C Antibody catalog # A11672. Tested in WB, IHC applications. This antibody reacts with Human, Mouse.
Application	IHC, WB
Clonality	Polyclonal
Formulation	Liquid in PBS containing 50% glycerol, 0.5% stabilizing protein and 0.02% sodium azide. This antibody is supplied in a stabilized formulation. Compatibility with conjugation reactions depends on the chemistry of the conjugation method used. For conjugation methods that are not compatible with the stabilizing components present in this formulation, a carrier-free antibody format is required.
Storage Instructions	Store at -20°C for one year. For short term storage and frequent use, store at 4°C for up to one month. Avoid repeated freeze-thaw cycles.
Host	Rabbit
Uniprot ID	Q9Y3L5


Technical Details

Immunogen	The antiserum was produced against synthesized peptide derived from human RAP2C. AA range:97-146
Isotype	IgG
Form	Liquid
Concentration	1 mg/ml
Purification	Immunogen affinity purified
Suggested Dilutions	WB 1:500-2000 IHC 1:50-300


Anti-Rap 2C Antibody (A11672) Images



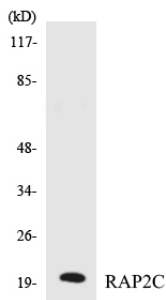
Immunohistochemical analysis of paraffin-embedded human Breast cancer. 1, Antibody was diluted at 1:200 (4° overnight). 2, Tris-EDTA, pH 9.0 was used for antigen retrieval. 3, Secondary antibody was diluted at 1:200 (room temperature, 45min).



Western Blot analysis of various cells using Rap 2C Polyclonal Antibody diluted at 1:500



Western blot analysis of lysates from Jurkat and MCF-7 cells, using RAP2C Antibody. The lane on the right is blocked with the synthesized peptide.



Western blot analysis of the lysates from K562 cells using RAP2C antibody.

Submit a product review to [Biocompare.com](https://www.biocompare.com)

Submit a review of this product to [Biocompare.com](https://www.biocompare.com) to receive a \$20 Amazon.com giftcard! Your reviews help your fellow scientists make the right decisions. Thank you for your contribution.



Anti-Rap 2C Antibody

For Research Use Only. Not for use in diagnostic procedures.