

## Anti-PPP2R3C/G5Pr Antibody

Catalog Number: A11897-1

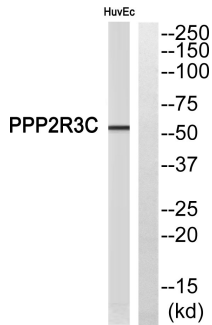
### Overview

Product Name	Anti-PPP2R3C/G5Pr Antibody
Reactive Species	Human, Mouse, Rat
Description	Boster Bio Anti-PPP2R3C/G5Pr Antibody catalog # A11897-1. Tested in WB, ELISA, IHC applications. This antibody reacts with Human, Mouse, Rat.
Application	ELISA, IHC, WB
Clonality	Polyclonal
Formulation	Liquid in PBS containing 50% glycerol, 0.5% stabilizing protein and 0.02% sodium azide. This antibody is supplied in a stabilized formulation. Compatibility with conjugation reactions depends on the chemistry of the conjugation method used. For conjugation methods that are not compatible with the stabilizing components present in this formulation, a carrier-free antibody format is required.
Storage Instructions	Store at -20°C for one year. For short term storage and frequent use, store at 4°C for up to one month. Avoid repeated freeze-thaw cycles.
Host	Rabbit
Uniprot ID	Q969Q6

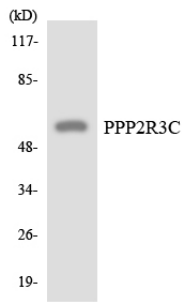
### Technical Details

Immunogen	The antiserum was produced against synthesized peptide derived from human PPP2R3C. AA range:165-214
Isotype	IgG
Form	Liquid
Concentration	1 mg/ml
Purification	Immunogen affinity purified
Suggested Dilutions	WB 1:500-2000 IHC 1:50-300 ELISA 1:2000-20000

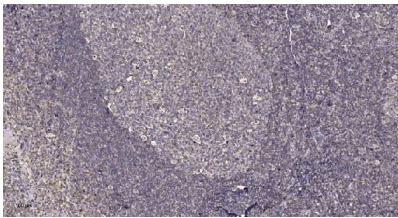
## Anti-PPP2R3C/G5Pr Antibody (A11897-1) Images



Western blot analysis of PPP2R3C Antibody. The lane on the right is blocked with the PPP2R3C peptide.



Western blot analysis of the lysates from HepG2 cells using PPP2R3C antibody.



Immunohistochemical analysis of paraffin-embedded human tonsil. 1, Antibody was diluted at 1:200 (4° overnight). 2, Tris-EDTA, pH9.0 was used for antigen retrieval. 3, Secondary antibody was diluted at 1:200 (room temperature, 45min).

### Submit a product review to Biocompare.com

Submit a review of this product to Biocompare.com to receive a \$20 Amazon.com giftcard! Your reviews help your fellow scientists make the right decisions. Thank you for your contribution.



Anti-PPP2R3C/G5Pr Antibody

For Research Use Only. Not for use in diagnostic procedures.