

## Anti-CSRNP1 Antibody

Catalog Number: A11926

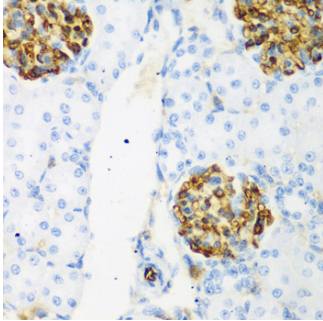
### Overview

Product Name	Anti-CSRNP1 Antibody
Reactive Species	Human, Mouse, Rat
Description	Boster Bio Anti-CSRNP1 Antibody catalog # A11926. Tested in WB,IHC,ICC/IF applications. This antibody reacts with Human,Mouse,Rat.
Application	IF, IHC, ICC, WB
Clonality	Polyclonal
Formulation	Rabbit IgG, 1mg/ml in PBS with 0.02% sodium azide, 50% glycerol, pH7.2
Storage Instructions	Store at -20°C for one year. For short term storage and frequent use, store at 4°C for up to one month. Avoid repeated freeze-thaw cycles.
Host	Rabbit
Uniprot ID	Q96S65

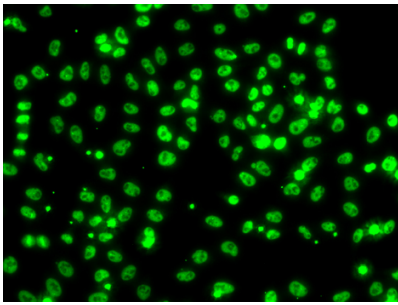
### Technical Details

Immunogen	Recombinant fusion protein of human CSRNP1(NP_149016.2).
Isotype	IgG
Form	Liquid
Concentration	1 mg/ml
Purification	The antibody was affinity-purified from rabbit antiserum by affinity-chromatography using epitope-specific immunogen and the purity is > 95% (by SDS-PAGE).
Suggested Dilutions	WB: 1:500-1:2000 IHC: 1:50-1:200 ICC/IF: 1:50-1:100

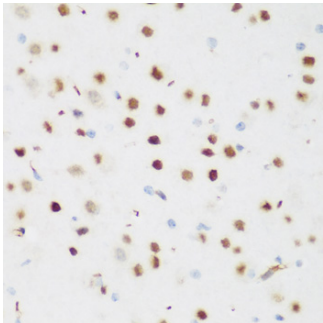
## Anti-CSRNP1 Antibody (A11926) Images



Immunohistochemistry of paraffin-embedded rat kidney using CSRNP1 antibody at dilution of 1:200 .Perform microwave antigen retrieval with 10 mM PBS buffer pH 7.2 before commencing with IHC staining protocol.



Immunofluorescence analysis of A549 cells using CSRNP1 antibody .



Immunohistochemistry of paraffin-embedded mouse brain using CSRNP1 antibody at dilution of 1:200 .Perform microwave antigen retrieval with 10 mM PBS buffer pH 7.2 before commencing with IHC staining protocol.

### Submit a product review to Biocompare.com

Submit a review of this product to Biocompare.com to receive a \$20 Amazon.com giftcard! Your reviews help your fellow scientists make the right decisions. Thank you for your contribution.



Anti-CSRNP1 Antibody

For Research Use Only. Not for use in diagnostic procedures.