

Anti-Tectonic-3 TCTN3 Antibody

Catalog Number: A12051

About TCTN3

TCTN3 is a member of the Tectonic protein family, a group of evolutionarily conserved secreted and transmembrane proteins that regulate the Hedgehog (Hh)-mediated patterning of the neural tube. While the expression pattern and function of TCTN3 is not known, it is 58% similar to TCTN1. TCTN1 is expressed during embryonic development in regions that participate in Hh signaling, beginning in the gastrulation stages in the ventral node. Mice expressing mutant TCTN1 die between E13.5 and E16.5 and display holoprosencephaly, a defect associated with reduced Hh signaling, indicating the role of TCTN1 as an Hh activator. At later stages in development, TCTN1 is thought to also act as a repressor on the Hh pathway in the anterior and posterior neural tube.

Overview

Product Name	Anti-Tectonic-3 TCTN3 Antibody
Reactive Species	Human, Mouse, Rat
Description	Boster Bio Anti-Tectonic-3 TCTN3 Antibody (Catalog # A12051). Tested in ELISA, WB, IHC-P, IF applications. This antibody reacts with Human, Mouse, Rat.
Application	ELISA, IF, IHC-P, WB
Clonality	Polyclonal
Formulation	TCTN3 Antibody is supplied in PBS containing 0.02% sodium azide.
Storage Instructions	TCTN3 antibody can be stored at 4°C for three months and -20°C, stable for up to one year. Avoid repeated freeze-thaw cycles. Antibodies should not be exposed to prolonged high temperatures.
Host	Rabbit
Uniprot ID	Q6NUS6

Technical Details

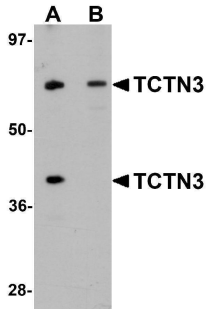
Immunogen	TCTN3 antibody was raised against a 17 amino acid synthetic peptide near the carboxy terminus of human TCTN3. The immunogen is located within amino acids 540 - 590 of TCTN3.
Predicted Reactive Species	Bovine
Isotype	IgG
Form	Liquid
Concentration	1 mg/mL
Purification	TCTN3 Antibody is affinity chromatography purified via peptide column.

Suggested Dilutions

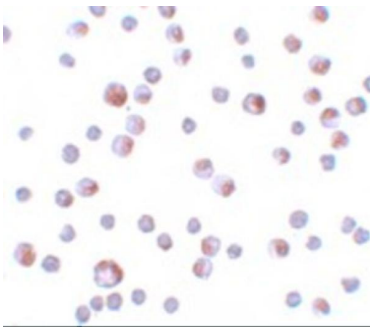
TCTN3 antibody can be used for detection of TCTN3 by Western blot at 1 - 2 ug/mL. Antibody can also be used for immunohistochemistry starting at 4 ug/mL. For immunofluorescence start at 20 ug/mL.

Antibody validated: Western Blot in human samples; Immunocytochemistry in human samples and Immunofluorescence in human samples. All other applications and species not yet tested. Optimal dilutions for each application should be determined by the researcher.

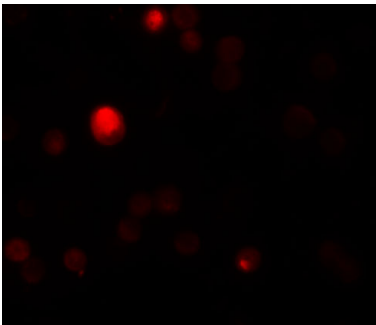
Anti-Tectonic-3 TCTN3 Antibody (A12051) Images



Western blot analysis of TCTN3 in HeLa cell lysate with TCTN3 antibody at (A) 1 and (B) 2ug/mL.



Immunocytochemistry of TCTN3 in HeLa cells with TCTN3 antibody at 4 ug/mL.



Immunofluorescence of TCTN3 in HeLa cells with TCTN3 antibody at 20 ug/mL.

Submit a product review to [Biocompare.com](https://www.biocompare.com)

Submit a review of this product to [Biocompare.com](https://www.biocompare.com) to receive a \$20 Amazon.com giftcard! Your reviews help your fellow scientists make the right decisions. Thank you for your contribution.



Anti-Tectonic-3 TCTN3 Antibody

For Research Use Only. Not for use in diagnostic procedures.