

Anti-mAChR M5 Antibody

Catalog Number: A12171

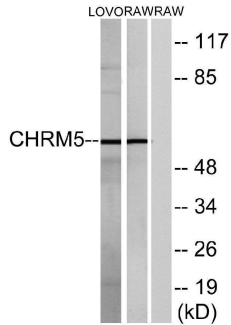
Overview

Product Name	Anti-mAChR M5 Antibody
Reactive Species	Human, Mouse, Rat
Description	Boster Bio Anti-mAChR M5 Antibody catalog # A12171. Tested in WB, IF, ELISA applications. This antibody reacts with Human, Mouse, Rat.
Application	ELISA, IF, WB
Clonality	Polyclonal
Formulation	Liquid in PBS containing 50% glycerol, 0.5% stabilizing protein and 0.02% sodium azide. This antibody is supplied in a stabilized formulation. Compatibility with conjugation reactions depends on the chemistry of the conjugation method used. For conjugation methods that are not compatible with the stabilizing components present in this formulation, a carrier-free antibody format is required.
Storage Instructions	Store at -20°C for one year. For short term storage and frequent use, store at 4°C for up to one month. Avoid repeated freeze-thaw cycles.
Host	Rabbit
Uniprot ID	P08912

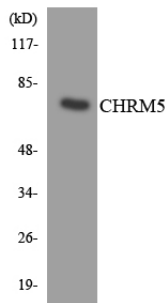
Technical Details

Immunogen	The antiserum was produced against synthesized peptide derived from human CHRM5. AA range:281-330
Isotype	IgG
Form	Liquid
Concentration	1 mg/ml
Purification	Immunogen affinity purified
Suggested Dilutions	WB 1:500-1:2000 IF 1:200-1:1000 ELISA 1:40000

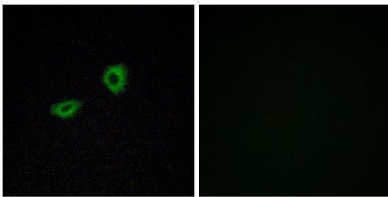
Anti-mAChR M5 Antibody (A12171) Images



Western blot analysis of lysates from LOVO and RAW264.7 cells, using CHR5 Antibody. The lane on the right is blocked with the synthesized peptide.



Western blot analysis of the lysates from K562 cells using CHR5 antibody.



Immunofluorescence analysis of A549 cells, using CHR5 Antibody. The picture on the right is blocked with the synthesized peptide.

Submit a product review to [Biocompare.com](https://www.biocompare.com)

Submit a review of this product to [Biocompare.com](https://www.biocompare.com) to receive a \$20 Amazon.com giftcard! Your reviews help your fellow scientists make the right decisions. Thank you for your contribution.



Anti-mAChR M5 Antibody

For Research Use Only. Not for use in diagnostic procedures.