

Anti-Transmembrane protein 184B TMEM184B Antibody

Catalog Number: A12774

About TMEM184B

TMEM184B, also known as C22orf5, is a 407 amino acid multi-pass membrane protein and represents a novel gene in the activation of the MAPK signaling pathway. The gene encoding TMEM184B maps to human chromosome 22; mutations in several of the genes in chromosome 22 are involved in the development of autism, schizophrenia, Phelan-McDermid syndrome and Neurofibromatosis type 2, suggesting that TMEM184B may play a role in these syndromes.

Overview

Product Name	Anti-Transmembrane protein 184B TMEM184B Antibody
Reactive Species	Human, Mouse, Rat
Description	Boster Bio Anti-Transmembrane protein 184B TMEM184B Antibody (Catalog # A12774). Tested in ELISA, WB, IHC-P, IF applications. This antibody reacts with Human, Mouse, Rat.
Application	ELISA, IF, IHC-P, WB
Clonality	Polyclonal
Formulation	TMEM184B Antibody is supplied in PBS containing 0.02% sodium azide.
Storage Instructions	TMEM184B antibody can be stored at 4°C for three months and -20°C, stable for up to one year. Avoid repeated freeze-thaw cycles. Antibodies should not be exposed to prolonged high temperatures.
Host	Rabbit
Uniprot ID	Q9Y519

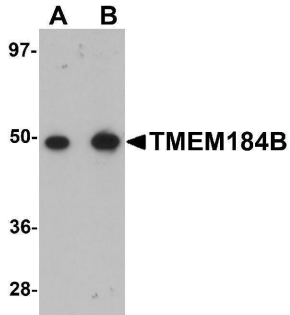
Technical Details

Immunogen	TMEM184B antibody was raised against a 15 amino acid synthetic peptide near the carboxy terminus of human TMEM184B. The immunogen is located within the last 50 amino acids of TMEM184B.
Predicted Reactive Species	Bovine
Isotype	IgG
Form	Liquid
Concentration	1 mg/mL
Purification	TMEM184B Antibody is affinity chromatography purified via peptide column.
Suggested Dilutions	TMEM184B antibody can be used for detection of TMEM184B by Western blot at 1 - 2 ug/mL.

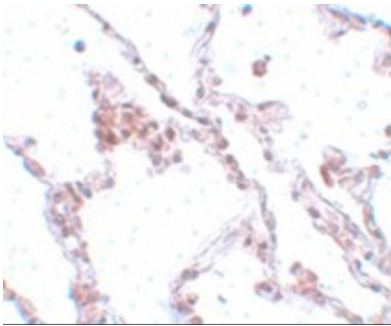
Antibody can also be used for immunohistochemistry starting at 5 ug/mL. For immunofluorescence start at 20 ug/mL.

Antibody validated: Western Blot in rat samples; Immunohistochemistry in human samples and Immunofluorescence in human samples. All other applications and species not yet tested. Optimal dilutions for each application should be determined by the researcher.

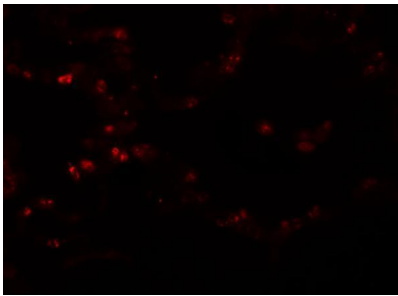
Anti-Transmembrane protein 184B TMEM184B Antibody (A12774) Images



Western blot analysis of TMEM184B in rat lung tissue lysate with TMEM184B antibody at (A) 1 and (B) 2 ug/mL.



Immunohistochemistry of TMEM184B in human lung tissue with TMEM184B antibody at 5 ug/mL.



Immunofluorescence of TMEM184B in human lung tissue with TMEM184B antibody at 20 ug/mL.

Submit a product review to Biocompare.com

Submit a review of this product to Biocompare.com to receive a \$20 Amazon.com giftcard! Your reviews help your fellow scientists make the right decisions. Thank you for your contribution.



Anti-Transmembrane protein 184B TMEM184B Antibody

For Research Use Only. Not for use in diagnostic procedures.