

## Anti-Septin 3 Antibody

Catalog Number: A12961


### Overview

Product Name	Anti-Septin 3 Antibody
Reactive Species	Human, Mouse, Rat
Description	Boster Bio Anti-Septin 3 Antibody catalog # A12961. Tested in WB, ELISA, IHC applications. This antibody reacts with Human, Mouse, Rat.
Application	ELISA, IHC, WB
Clonality	Polyclonal
Formulation	Liquid in PBS containing 50% glycerol, 0.5% stabilizing protein and 0.02% sodium azide. This antibody is supplied in a stabilized formulation. Compatibility with conjugation reactions depends on the chemistry of the conjugation method used. For conjugation methods that are not compatible with the stabilizing components present in this formulation, a carrier-free antibody format is required.
Storage Instructions	Store at -20°C for one year. For short term storage and frequent use, store at 4°C for up to one month. Avoid repeated freeze-thaw cycles.
Host	Rabbit
Uniprot ID	Q9UH03

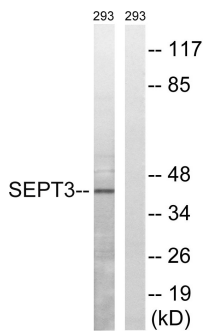
### Technical Details

Immunogen	The antiserum was produced against synthesized peptide derived from human SEPT3. AA range:136-185
Isotype	IgG
Form	Liquid
Concentration	1 mg/ml
Purification	Immunogen affinity purified
Suggested Dilutions	WB 1:500-2000 IHC 1:50-300 ELISA 1:2000-20000

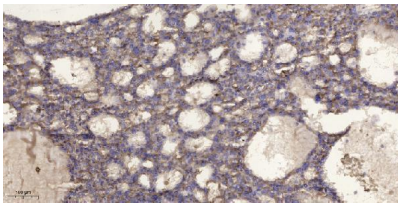
## Anti-Septin 3 Antibody (A12961) Images



Western Blot analysis of various cells using Septin 3 Polyclonal Antibody diluted at 1:1000



Western blot analysis of lysates from 293 cells, using SEPT3 Antibody. The lane on the right is blocked with the synthesized peptide.



Immunohistochemical analysis of paraffin-embedded human liver cancer. 1, Antibody was diluted at 1:200 (4° overnight). 2, Tris-EDTA, pH9.0 was used for antigen retrieval. 3, Secondary antibody was diluted at 1:200 (room temperature, 45min).

### Submit a product review to Biocompare.com

Submit a review of this product to Biocompare.com to receive a \$20 Amazon.com giftcard! Your reviews help your fellow scientists make the right decisions. Thank you for your contribution.



### Anti-Septin 3 Antibody

For Research Use Only. Not for use in diagnostic procedures.