

Anti-ZIP9 SLC39A9 Antibody

Catalog Number: A13097-1


Overview

Product Name	Anti-ZIP9 SLC39A9 Antibody
Reactive Species	Human, Rat
Description	Boster Bio Anti-ZIP9 SLC39A9 Antibody catalog # A13097-1. Tested in WB, ELISA applications. This antibody reacts with Human, Rat.
Application	ELISA, WB
Clonality	Polyclonal
Formulation	Liquid in PBS containing 50% glycerol, 0.5% stabilizing protein and 0.02% sodium azide. This antibody is supplied in a stabilized formulation. Compatibility with conjugation reactions depends on the chemistry of the conjugation method used. For conjugation methods that are not compatible with the stabilizing components present in this formulation, a carrier-free antibody format is required.
Storage Instructions	Store at -20°C for one year. For short term storage and frequent use, store at 4°C for up to one month. Avoid repeated freeze-thaw cycles.
Host	Rabbit
Uniprot ID	Q9NUM3

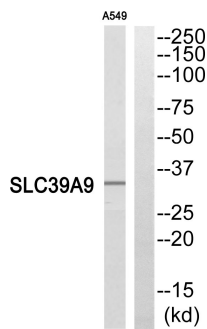
Technical Details

Immunogen	The antiserum was produced against synthesized peptide derived from human SLC39A9. AA range:101-150
Isotype	IgG
Form	Liquid
Concentration	1 mg/ml
Purification	Immunogen affinity purified
Suggested Dilutions	WB 1:500-1:2000 ELISA 1:10000

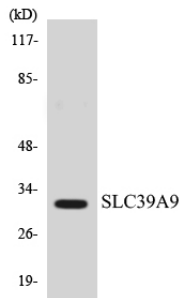
Anti-ZIP9 SLC39A9 Antibody (A13097-1) Images



Western Blot analysis of various cells using ZIP9 Polyclonal Antibody. Secondary antibody was diluted at 1:20000



Western blot analysis of SLC39A9 Antibody. The lane on the right is blocked with the SLC39A9 peptide.



Western blot analysis of the lysates from HeLa cells using SLC39A9 antibody.

Submit a product review to Biocompare.com

Submit a review of this product to Biocompare.com to receive a \$20 Amazon.com giftcard! Your reviews help your fellow scientists make the right decisions. Thank you for your contribution.



Anti-ZIP9 SLC39A9 Antibody

For Research Use Only. Not for use in diagnostic procedures.