

Anti-SLIT and NTRK-like protein 4 Slitrk4 Antibody

Catalog Number: A14468

About SLITRK4

SLIT and NTRK-like family 4 (Slitrk4) is a member a protein family consisting of six homologous transmembrane proteins (Slitrk1-6) that share two conserved leucine-rich repeat domains in the extracellular domain and have significant homology to Slit, a secreted axonal growth-controlling protein. These proteins are also homologous to trk neurotrophin receptors in their intracellular domains. Expression of Slitrk proteins is highly restricted to neural and brain tumor tissues, but varies within the protein family. Like every other Slitrk protein except Slitrk1, overexpression of Slitrk4 inhibited neurite outgrowth in cultured neurons, suggesting that these proteins are involved in the control of neurite outgrowth.

Overview

Product Name	Anti-SLIT and NTRK-like protein 4 Slitrk4 Antibody
Reactive Species	Human, Mouse, Rat
Description	Boster Bio Anti-SLIT and NTRK-like protein 4 Slitrk4 Antibody (Catalog # A14468). Tested in ELISA, WB, IHC-P, IF applications. This antibody reacts with Human, Mouse, Rat.
Application	ELISA, IF, IHC-P, WB
Clonality	Polyclonal
Formulation	Slitrk4 Antibody is supplied in PBS containing 0.02% sodium azide.
Storage Instructions	Slitrk4 antibody can be stored at 4°C for three months and -20°C, stable for up to one year. Avoid repeated freeze-thaw cycles. Antibodies should not be exposed to prolonged high temperatures.
Host	Rabbit
Uniprot ID	Q8IW52

Technical Details

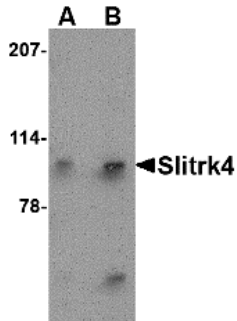
Immunogen	Slitrk4 antibody was raised against a 14 amino acid synthetic peptide from near the amino terminus of human Slitrk4. The immunogen is located within amino acids 30 - 80 of Slitrk4.
Predicted Reactive Species	Chicken, Pig
Cross Reactivity	This antibody is predicted to have no cross-reactivity to other Slitrk proteins.
Isotype	IgG
Form	Liquid
Concentration	1 mg/mL
Purification	Slitrk4 Antibody is affinity chromatography purified via peptide column.

Suggested Dilutions

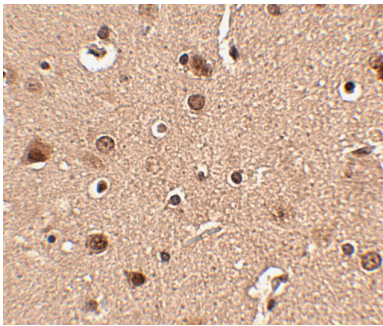
Slitrk4 antibody can be used for detection of Slitrk4 by Western blot at 0.5 and 1 ug/mL. Antibody can also be used for immunohistochemistry starting at 2.5 ug/mL. For immunofluorescence start at 20 ug/mL.

Antibody validated: Western Blot in mouse samples; Immunohistochemistry in human samples and Immunofluorescence in human samples. All other applications and species not yet tested. Optimal dilutions for each application should be determined by the researcher.

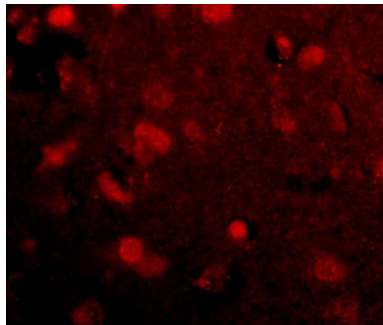
Anti-SLIT and NTRK-like protein 4 Slitrk4 Antibody (A14468) Images



Western blot analysis of Slitrk4 in mouse brain tissue lysate with Slitrk4 antibody at (A) 0.5 and (B) 1 ug/mL.



Immunohistochemistry of Slitrk4 in human brain tissue with Slitrk4 antibody at 2.5 ug/mL.



Immunofluorescence of slitrk4 in human brain tissue with slitrk4 antibody at 20 ug/mL.

Submit a product review to [Biocompare.com](https://www.biocompare.com)

Submit a review of this product to [Biocompare.com](https://www.biocompare.com) to receive a \$20 Amazon.com giftcard! Your reviews help your fellow scientists make the right decisions. Thank you for your contribution.



Anti-SLIT and NTRK-like protein 4 Slitrk4 Antibody
For Research Use Only. Not for use in diagnostic procedures.