

Anti-Olfactory receptor 10R2 Antibody

Catalog Number: A15806

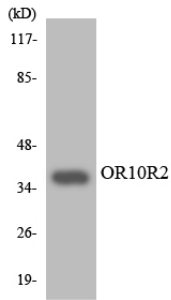
Overview

Product Name	Anti-Olfactory receptor 10R2 Antibody
Reactive Species	Human
Description	Boster Bio Anti-Olfactory receptor 10R2 Antibody catalog # A15806. Tested in WB, IF, ELISA applications. This antibody reacts with Human.
Application	ELISA, IF, WB
Clonality	Polyclonal
Formulation	Liquid in PBS containing 50% glycerol, 0.5% stabilizing protein and 0.02% sodium azide. This antibody is supplied in a stabilized formulation. Compatibility with conjugation reactions depends on the chemistry of the conjugation method used. For conjugation methods that are not compatible with the stabilizing components present in this formulation, a carrier-free antibody format is required.
Storage Instructions	Store at -20°C for one year. For short term storage and frequent use, store at 4°C for up to one month. Avoid repeated freeze-thaw cycles.
Host	Rabbit
Uniprot ID	Q8NGX6

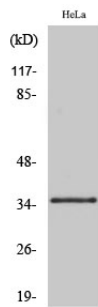
Technical Details

Immunogen	The antiserum was produced against synthesized peptide derived from human OR10R2. AA range:286-335
Isotype	IgG
Form	Liquid
Concentration	1 mg/ml
Purification	Immunogen affinity purified
Suggested Dilutions	WB 1:500-1:2000 IF 1:200-1:1000 ELISA 1:20000

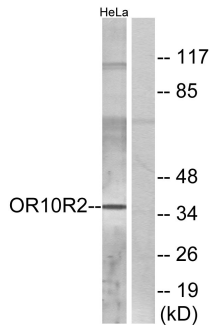
Anti-Olfactory receptor 10R2 Antibody (A15806) Images



Western blot analysis of the lysates from HT-29 cells using OR10R2 antibody.



Western Blot analysis of various cells using Olfactory receptor 10R2 Polyclonal Antibody



Western blot analysis of lysates from HeLa cells, using OR10R2 Antibody. The lane on the right is blocked with the synthesized peptide.

Submit a product review to Biocompare.com

Submit a review of this product to Biocompare.com to receive a \$20 Amazon.com giftcard! Your reviews help your fellow scientists make the right decisions. Thank you for your contribution.



Anti-Olfactory receptor 10R2 Antibody

For Research Use Only. Not for use in diagnostic procedures.