

Anti-DCAMKL3 DCLK3 Antibody

Catalog Number: A15882

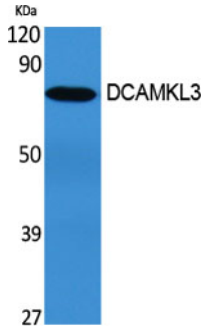
Overview

Product Name	Anti-DCAMKL3 DCLK3 Antibody
Reactive Species	Human, Mouse
Description	Boster Bio Anti-DCAMKL3 DCLK3 Antibody catalog # A15882. Tested in WB, IHC, IF, ELISA applications. This antibody reacts with Human, Mouse.
Application	ELISA, IF, IHC, WB
Clonality	Polyclonal
Formulation	Liquid in PBS containing 50% glycerol, 0.5% stabilizing protein and 0.02% sodium azide. This antibody is supplied in a stabilized formulation. Compatibility with conjugation reactions depends on the chemistry of the conjugation method used. For conjugation methods that are not compatible with the stabilizing components present in this formulation, a carrier-free antibody format is required.
Storage Instructions	Store at -20°C for one year. For short term storage and frequent use, store at 4°C for up to one month. Avoid repeated freeze-thaw cycles.
Host	Rabbit
Uniprot ID	Q9C098


Technical Details

Immunogen	The antiserum was produced against synthesized peptide derived from human DCLK3. AA range:291-340
Isotype	IgG
Form	Liquid
Concentration	1 mg/ml
Purification	Immunogen affinity purified
Suggested Dilutions	WB 1:500-1:2000 IHC 1:100-1:300 ELISA 1:5000 IF 1:50-200

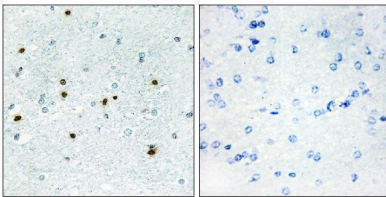
Anti-DCAMKL3 DCLK3 Antibody (A15882) Images



Western Blot analysis of various cells using DCAMKL3 Polyclonal Antibody



Western Blot analysis of Jurkat cells using DCAMKL3 Polyclonal Antibody



Immunohistochemistry analysis of paraffin-embedded human brain, using DCLK3 Antibody. The picture on the right is blocked with the synthesized peptide.

Submit a product review to [Biocompare.com](https://www.biocompare.com)

Submit a review of this product to [Biocompare.com](https://www.biocompare.com) to receive a \$20 Amazon.com giftcard! Your reviews help your fellow scientists make the right decisions. Thank you for your contribution.



Anti-DCAMKL3 DCLK3 Antibody

For Research Use Only. Not for use in diagnostic procedures.