

Anti-Olfactory receptor 8I2 Antibody

Catalog Number: A16910

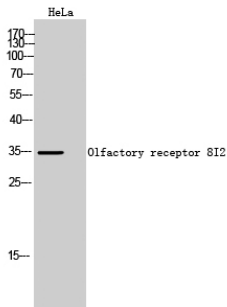
Overview

Product Name	Anti-Olfactory receptor 8I2 Antibody
Reactive Species	Human
Description	Boster Bio Anti-Olfactory receptor 8I2 Antibody catalog # A16910. Tested in WB, IF, ELISA applications. This antibody reacts with Human.
Application	ELISA, IF, WB
Clonality	Polyclonal
Formulation	Liquid in PBS containing 50% glycerol, 0.5% stabilizing protein and 0.02% sodium azide. This antibody is supplied in a stabilized formulation. Compatibility with conjugation reactions depends on the chemistry of the conjugation method used. For conjugation methods that are not compatible with the stabilizing components present in this formulation, a carrier-free antibody format is required.
Storage Instructions	Store at -20°C for one year. For short term storage and frequent use, store at 4°C for up to one month. Avoid repeated freeze-thaw cycles.
Host	Rabbit
Uniprot ID	Q8N0Y5

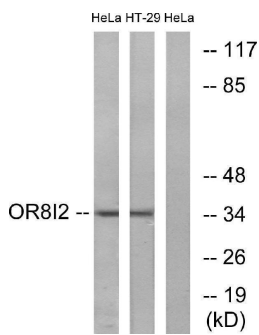
Technical Details

Immunogen	The antiserum was produced against synthesized peptide derived from human OR8I2. AA range:55-104
Isotype	IgG
Form	Liquid
Concentration	1 mg/ml
Purification	Immunogen affinity purified
Suggested Dilutions	WB 1:500-1:2000 IF 1:200-1:1000 ELISA 1:5000

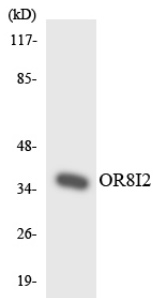
Anti-Olfactory receptor 8I2 Antibody (A16910) Images



Western Blot analysis of HeLa cells using Olfactory receptor 8I2 Polyclonal Antibody



Western blot analysis of lysates from HeLa and HT-29 cells, using OR8I2 Antibody. The lane on the right is blocked with the synthesized peptide.



Western blot analysis of the lysates from HeLa cells using OR8I2 antibody.

Submit a product review to Biocompare.com

Submit a review of this product to Biocompare.com to receive a \$20 Amazon.com giftcard! Your reviews help your fellow scientists make the right decisions. Thank you for your contribution.



Anti-Olfactory receptor 8I2 Antibody

For Research Use Only. Not for use in diagnostic procedures.