

Anti-Calpain 12 CAPN12 Antibody

Catalog Number: A17322

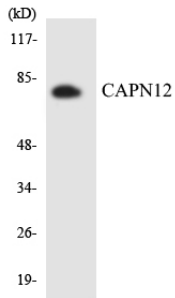
Overview

Product Name	Anti-Calpain 12 CAPN12 Antibody
Reactive Species	Human, Mouse
Description	Boster Bio Anti-Calpain 12 CAPN12 Antibody catalog # A17322. Tested in WB, ELISA applications. This antibody reacts with Human, Mouse.
Application	ELISA, WB
Clonality	Polyclonal
Formulation	Liquid in PBS containing 50% glycerol, 0.5% stabilizing protein and 0.02% sodium azide. This antibody is supplied in a stabilized formulation. Compatibility with conjugation reactions depends on the chemistry of the conjugation method used. For conjugation methods that are not compatible with the stabilizing components present in this formulation, a carrier-free antibody format is required.
Storage Instructions	Store at -20°C for one year. For short term storage and frequent use, store at 4°C for up to one month. Avoid repeated freeze-thaw cycles.
Host	Rabbit
Uniprot ID	Q6ZSI9

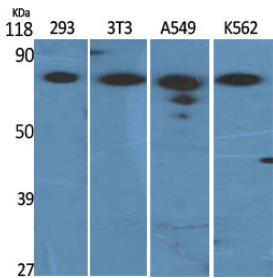
Technical Details

Immunogen	The antiserum was produced against synthesized peptide derived from human CAPN12. AA range:221-270
Isotype	IgG
Form	Liquid
Concentration	1 mg/ml
Purification	Immunogen affinity purified
Suggested Dilutions	WB 1:500-1:2000 ELISA 1:5000


Anti-Calpain 12 CAPN12 Antibody (A17322) Images



Western blot analysis of the lysates from K562 cells using CAPN12 antibody.



Western Blot analysis of various cells using Calpain 12 Polyclonal Antibody



Western Blot analysis of 293 cells using Calpain 12 Polyclonal Antibody

Submit a product review to [Biocompare.com](https://www.biocompare.com)

Submit a review of this product to [Biocompare.com](https://www.biocompare.com) to receive a \$20 Amazon.com giftcard! Your reviews help your fellow scientists make the right decisions. Thank you for your contribution.



Anti-Calpain 12 CAPN12 Antibody

For Research Use Only. Not for use in diagnostic procedures.