

## Anti-RAD51L3 Antibody

Catalog Number: A20020

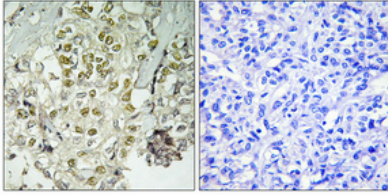
### Overview

Product Name	Anti-RAD51L3 Antibody
Reactive Species	Human, Mouse, Rat
Description	Boster Bio Anti-RAD51L3 Antibody (Catalog# A20020). Tested in WB, IHC, ICC, IF, ELISA applications. This antibody reacts with Human, Mouse, Rat.
Application	ELISA, IF, IHC, ICC, WB
Clonality	Polyclonal
Formulation	PBS containing 50% glycerol, 0.5% stabilizing protein and 0.02% sodium azide. This antibody is supplied in a stabilized formulation. Compatibility with conjugation reactions depends on the chemistry of the conjugation method used. For conjugation methods that are not compatible with the stabilizing components present in this formulation, a carrier-free antibody format is required.
Storage Instructions	Store at -20°C for one year. For short-term storage and frequent use, store at 4°C for up to one month. Avoid repeated freeze-thaw cycles.
Host	Rabbit
Uniprot ID	O75771

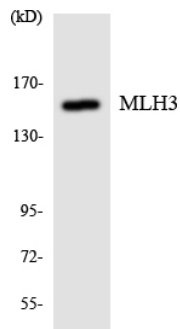
### Technical Details

Immunogen	A peptide derived from human RAD51L3. Immunogen sequence location: 131-180
Isotype	Rabbit IgG
Form	Liquid
Concentration	0.5-1mg/ml, actual concentration vary by lot. Use suggested dilution ratio to decide dilution procedure.
Purification	The antibody was purified from rabbit antiserum by affinity-chromatography using immunogen.
Suggested Dilutions	WB 1:500 - 1:2000. IHC 1:100 - 1:300. ELISA: 1:20000. ICC/IF 1:50-200

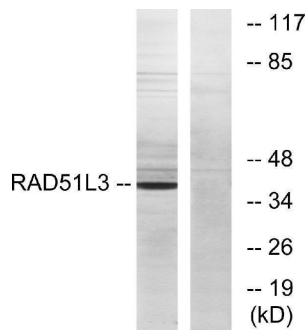
## Anti-RAD51L3 Antibody (A20020) Images



Immunohistochemical analysis of paraffin-embedded Human lung cancer. Antibody was diluted at 1:100(4° overnight). High-pressure and temperature Tris-EDTA,pH8.0 was used for antigen retrieval. Negative control (right) obtained from antibody was pre-absorbed by immunogen peptide.



Western blot analysis of the lysates from Jurkat cells using MLH3 antibody.



Western blot analysis of lysates from Jurkat cells, using RAD51L3 Antibody. The lane on the right is blocked with the synthesized peptide.

### Submit a product review to Biocompare.com

Submit a review of this product to Biocompare.com to receive a \$20 Amazon.com giftcard! Your reviews help your fellow scientists make the right decisions. Thank you for your contribution.



Anti-RAD51L3 Antibody

For Research Use Only. Not for use in diagnostic procedures.