

Anti-CA6/Carbonic Anhydrase Vi Antibody

Catalog Number: A30037

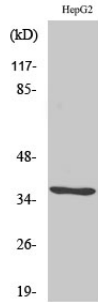
Overview

Product Name	Anti-CA6/Carbonic Anhydrase Vi Antibody
Reactive Species	Human
Description	Boster Bio Anti-CA6/Carbonic Anhydrase Vi Antibody (Catalog# A30037). Tested in WB, ELISA applications. This antibody reacts with Human.
Application	ELISA, WB
Clonality	Polyclonal
Formulation	PBS containing 50% glycerol, 0.5% stabilizing protein and 0.02% sodium azide. This antibody is supplied in a stabilized formulation. Compatibility with conjugation reactions depends on the chemistry of the conjugation method used. For conjugation methods that are not compatible with the stabilizing components present in this formulation, a carrier-free antibody format is required.
Storage Instructions	Store at -20°C for one year. For short-term storage and frequent use, store at 4°C for up to one month. Avoid repeated freeze-thaw cycles.
Host	Rabbit
Uniprot ID	P23280

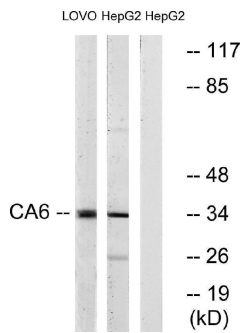
Technical Details

Immunogen	A peptide derived from human CA6. Immunogen sequence location: 231-280
Isotype	Rabbit IgG
Form	Liquid
Concentration	0.5-1mg/ml, actual concentration vary by lot. Use suggested dilution ratio to decide dilution procedure.
Purification	The antibody was purified from rabbit antiserum by affinity-chromatography using immunogen.
Suggested Dilutions	WB 1:500 - 1:2000. ELISA: 1:20000. Not yet tested in other applications.

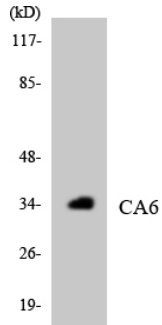
Anti-CA6/Carbonic Anhydrase Vi Antibody (A30037) Images



Western Blot analysis of various cells using CA VI Polyclonal Antibody



Western blot analysis of lysates from HepG2, and LOVO cells, using CA6 Antibody. The lane on the right is blocked with the synthesized peptide.



Western blot analysis of the lysates from HepG2 cells using CA6 antibody.

Submit a product review to Biocompare.com

Submit a review of this product to Biocompare.com to receive a \$20 Amazon.com giftcard! Your reviews help your fellow scientists make the right decisions. Thank you for your contribution.



Anti-CA6/Carbonic Anhydrase Vi Antibody

For Research Use Only. Not for use in diagnostic procedures.