

## Anti-Histone H3.3 H3F3A Antibody

Catalog Number: A30442

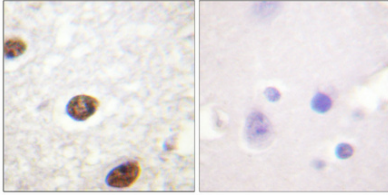
### Overview

Product Name	Anti-Histone H3.3 H3F3A Antibody
Reactive Species	Human, Mouse, Rat
Description	Boster Bio Anti-Histone H3.3 H3F3A Antibody (Catalog# A30442). Tested in WB, IHC, ICC, IF, ELISA applications. This antibody reacts with Human, Mouse, Rat.
Application	ELISA, IF, IHC, ICC, WB
Clonality	Polyclonal
Formulation	PBS containing 50% glycerol, 0.5% stabilizing protein and 0.02% sodium azide. This antibody is supplied in a stabilized formulation. Compatibility with conjugation reactions depends on the chemistry of the conjugation method used. For conjugation methods that are not compatible with the stabilizing components present in this formulation, a carrier-free antibody format is required.
Storage Instructions	Store at -20°C for one year. For short-term storage and frequent use, store at 4°C for up to one month. Avoid repeated freeze-thaw cycles.
Host	Rabbit
Uniprot ID	P84243

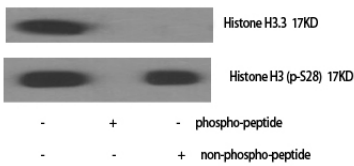
### Technical Details

Immunogen	A peptide derived from human Histone H3.3. Immunogen sequence location: 16-65
Isotype	Rabbit IgG
Form	Liquid
Concentration	0.5-1mg/ml, actual concentration vary by lot. Use suggested dilution ratio to decide dilution procedure.
Purification	The antibody was purified from rabbit antiserum by affinity-chromatography using immunogen.
Suggested Dilutions	WB 1:500-2000 IHC 1:100 - 1:300. ICC/IF 1:200 - 1:1000. ELISA: 1:5000. Not yet tested in other applications.

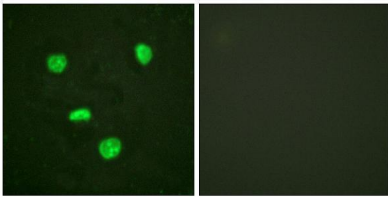
## Anti-Histone H3.3 H3F3A Antibody (A30442) Images



Immunohistochemical analysis of paraffin-embedded Human brain. Antibody was diluted at 1:100(4° overnight). High-pressure and temperature Tris-EDTA,pH8.0 was used for antigen retrieval. Negative control (right) obtained from antibody was pre-absorbed by immunogen peptide.



Western Blot analysis of HeLa cells using Histone H3.3 Polyclonal Antibody diluted at 1:1000.



Immunofluorescence analysis of HeLa cells, using Histone H3.3 Antibody. The picture on the right is blocked with the synthesized peptide.

### Submit a product review to Biocompare.com

Submit a review of this product to Biocompare.com to receive a \$20 Amazon.com giftcard! Your reviews help your fellow scientists make the right decisions. Thank you for your contribution.



Anti-Histone H3.3 H3F3A Antibody

For Research Use Only. Not for use in diagnostic procedures.