

Anti-PDGFR alpha Antibody

Catalog Number: A30446

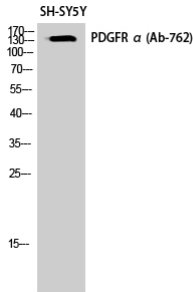
Overview

Product Name	Anti-PDGFR alpha Antibody
Reactive Species	Human, Mouse, Rat
Description	Boster Bio Anti-PDGFR alpha Antibody (Catalog# A30446). Tested in WB, IHC, ICC, IF, ELISA applications. This antibody reacts with Human, Mouse, Rat.
Application	ELISA, IF, IHC, ICC, WB
Clonality	Polyclonal
Formulation	PBS containing 50% glycerol, 0.5% stabilizing protein and 0.02% sodium azide. This antibody is supplied in a stabilized formulation. Compatibility with conjugation reactions depends on the chemistry of the conjugation method used. For conjugation methods that are not compatible with the stabilizing components present in this formulation, a carrier-free antibody format is required.
Storage Instructions	Store at -20°C for one year. For short-term storage and frequent use, store at 4°C for up to one month. Avoid repeated freeze-thaw cycles.
Host	Rabbit
Uniprot ID	P16234

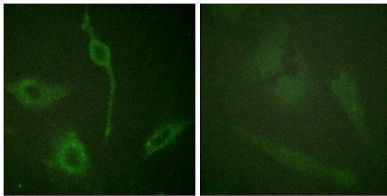
Technical Details

Immunogen	A peptide derived from human PDGFR alpha. Immunogen sequence location: 731-780
Isotype	Rabbit IgG
Form	Liquid
Concentration	0.5-1mg/ml, actual concentration vary by lot. Use suggested dilution ratio to decide dilution procedure.
Purification	The antibody was purified from rabbit antiserum by affinity-chromatography using immunogen.
Suggested Dilutions	WB 1:500-2000 IHC 1:100 - 1:300. ICC/IF 1:200 - 1:1000. ELISA: 1:5000. Not yet tested in other applications.

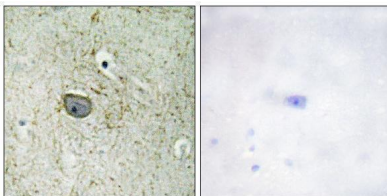
Anti-PDGFR alpha Antibody (A30446) Images



Western Blot analysis of SH-SY5Y cells using PDGFR-alpha Polyclonal Antibody



Immunofluorescence analysis of HeLa cells, using PDGFR alpha Antibody. The picture on the right is blocked with the synthesized peptide.



Immunohistochemistry analysis of paraffin-embedded human brain tissue, using PDGFR alpha Antibody. The picture on the right is blocked with the synthesized peptide.

1 Publications Citing This Product

1. PubMed ID: 29140299, PDGFR α regulated by miR-34a and FoxO1 promotes adipogenesis in porcine intramuscular preadipocytes through Erk signaling pathway

Visit bosterbio.com/anti-pdgfr-alpha-antibody-a30446-boster.html to see all 1 publications.

Submit a product review to Biocompare.com

Submit a review of this product to Biocompare.com to receive a \$20 Amazon.com giftcard! Your reviews help your fellow scientists make the right decisions. Thank you for your contribution.



Anti-PDGFR alpha Antibody

For Research Use Only. Not for use in diagnostic procedures.