

Anti-DUSP4 Antibody

Catalog Number: A30480


Overview

Product Name	Anti-DUSP4 Antibody
Reactive Species	Human, Monkey, Mouse, Rat
Description	Boster Bio Anti-DUSP4 Antibody (Catalog# A30480). Tested in WB, IHC, ICC, IF, ELISA applications. This antibody reacts with Human, Mouse, Rat, Monkey.
Application	ELISA, IF, IHC, ICC, WB
Clonality	Polyclonal
Formulation	PBS containing 50% glycerol, 0.5% stabilizing protein and 0.02% sodium azide. This antibody is supplied in a stabilized formulation. Compatibility with conjugation reactions depends on the chemistry of the conjugation method used. For conjugation methods that are not compatible with the stabilizing components present in this formulation, a carrier-free antibody format is required.
Storage Instructions	Store at -20°C for one year. For short-term storage and frequent use, store at 4°C for up to one month. Avoid repeated freeze-thaw cycles.
Host	Rabbit
Uniprot ID	Q13115

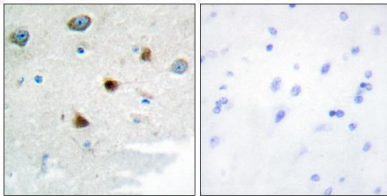
Technical Details

Immunogen	A peptide derived from human DUSP4. Immunogen sequence location: 81-130
Isotype	Rabbit IgG
Form	Liquid
Concentration	0.5-1mg/ml, actual concentration vary by lot. Use suggested dilution ratio to decide dilution procedure.
Purification	The antibody was purified from rabbit antiserum by affinity-chromatography using immunogen.
Suggested Dilutions	WB 1:500 - 1:2000. IHC 1:100 - 1:300. ELISA: 1:20000. ICC/IF 1:50-200

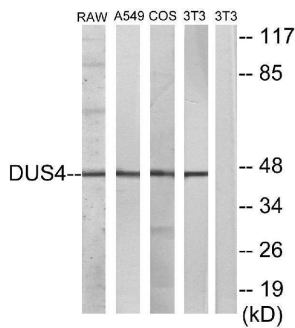
Anti-DUSP4 Antibody (A30480) Images



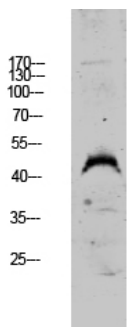
Western Blot analysis of HEPG2-UV cells using MKP-2 Polyclonal Antibody diluted at 1:1000.



Immunohistochemistry analysis of paraffin-embedded human brain tissue, using DUSP4 Antibody. The picture on the right is blocked with the synthesized peptide.



Western blot analysis of lysates from RAW264.7, A549, COS7, and NIH/3T3 cells, using DUSP4 Antibody. The lane on the right is blocked with the synthesized peptide.



Western blot analysis of A549 lysate, antibody was diluted at 1000. Secondary antibody was diluted at 1:20000

Submit a product review to Biocompare.com

Submit a review of this product to Biocompare.com to receive a \$20 Amazon.com giftcard! Your reviews help your fellow scientists make the right decisions. Thank you for your contribution.



Anti-DUSP4 Antibody

For Research Use Only. Not for use in diagnostic procedures.