BOSTER BIOLOGICAL TECHNOLOGY
3942 B Valley Ave, Pleasanton, CA 94566
888-466-3604 | support@bosterbio.com | www.bosterbio.com

Anti-CAMK5 CAMKV Antibody

Catalog Number: A30525

Submit a product review to Biocompare.com





Submit a review of this product to Biocompare.com to receive a $20 Amazon.com giftcard! Your reviews help your fellow scientists make the right decisions. Thank you for your contribution.

Overview

Product Name	Anti-CAMK5 CAMKV Antibody
Reactive Species	Human, Mouse, Rat
Description	Boster Bio Anti-CAMK5 CAMKV Antibody (Catalog# A30525). Tested in WB, IHC, ICC, IF, ELISA applications. This antibody reacts with Human, Mouse, Rat.
Application	ELISA, IF, IHC, ICC, WB
Clonality	Polyclonal
Formulation	PBS containing 50% glycerol, 0.5% stabilizing protein and 0.02% sodium azide. This antibody is supplied in a stabilized formulation. Compatibility with conjugation reactions depends on the chemistry of the conjugation method used. For conjugation methods that are not compatible with the stabilizing components present in this formulation, a carrier-free antibody format is required.
Storage Instructions	Store at -20°C for one year. For short-term storage and frequent use, store at 4°C for up to one month. Avoid repeated freeze-thaw cycles.
Host	Rabbit
Uniprot ID	Q8NCB2

Technical Details

Immunogen	The antiserum was produced against synthesized peptide derived from human CAMK5. AA range:211-260
Isotype	Rabbit IgG
Form	Liquid
Concentration	0.5-1mg/ml, actual concentration vary by lot. Use suggested dilution ratio to decide dilution procedure.
Purification	The antibody was purified from rabbit antiserum by affinity-chromatography using immunogen.

BOSTER BIOLOGICAL TECHNOLOGY
3942 B Valley Ave, Pleasanton, CA 94566
888-466-3604 | support@bosterbio.com | www.bosterbio.com

Suggested Dilutions	WB 1:500 - 1:2000. IHC 1:100 - 1:300. ICC/IF 1:200 - 1:1000. ELISA: 1:10000. Not yet tested in other applications.

BOSTER BIOLOGICAL TECHNOLOGY
3942 B Valley Ave, Pleasanton, CA 94566
888-466-3604 | support@bosterbio.com | www.bosterbio.com

Anti-CAMK5 CAMKV Antibody (A30525) Images

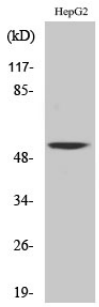

Western Blot analysis of various cells using CaMKV Polyclonal Antibody

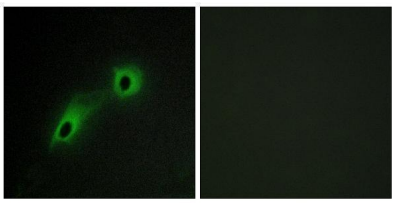

Immunofluorescence analysis of HeLa cells, using CAMK5 Antibody. The picture on the right is blocked with the synthesized peptide.

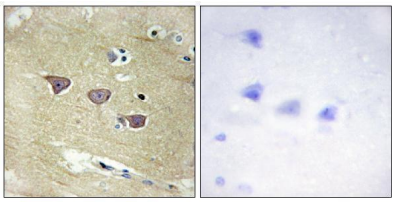

Immunohistochemistry analysis of paraffin-embedded human brain tissue, using CAMK5 Antibody. The picture on the right is blocked with the synthesized peptide.



Western blot analysis of lysates from HepG2 and HUVEC cells, using CAMK5 Antibody. The lane on the right is blocked with the synthesized peptide.

Anti-CAMK5 CAMKV Antibody

For Research Use Only. Not for use in diagnostic procedures.