

## Anti-CD3EAP/Paf49 Antibody

Catalog Number: A30649

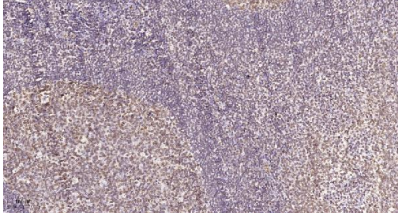
### Overview

Product Name	Anti-CD3EAP/Paf49 Antibody
Reactive Species	Human, Mouse, Rat
Description	Boster Bio Anti-CD3EAP/Paf49 Antibody (Catalog# A30649). Tested in WB, IHC, ICC, IF, ELISA applications. This antibody reacts with Human, Mouse, Rat.
Application	ELISA, IF, IHC, ICC, WB
Clonality	Polyclonal
Formulation	PBS containing 50% glycerol, 0.5% stabilizing protein and 0.02% sodium azide. This antibody is supplied in a stabilized formulation. Compatibility with conjugation reactions depends on the chemistry of the conjugation method used. For conjugation methods that are not compatible with the stabilizing components present in this formulation, a carrier-free antibody format is required.
Storage Instructions	Store at -20°C for one year. For short-term storage and frequent use, store at 4°C for up to one month. Avoid repeated freeze-thaw cycles.
Host	Rabbit
Uniprot ID	O15446


### Technical Details

Immunogen	A peptide derived from human CD3EAP. Immunogen sequence location: 441-490
Isotype	Rabbit IgG
Form	Liquid
Concentration	0.5-1mg/ml, actual concentration vary by lot. Use suggested dilution ratio to decide dilution procedure.
Purification	The antibody was purified from rabbit antiserum by affinity-chromatography using immunogen.
Suggested Dilutions	WB 1:500 - 1:2000. IHC 1:100 - 1:300. ELISA: 1:40000. ICC/IF 1:50-200

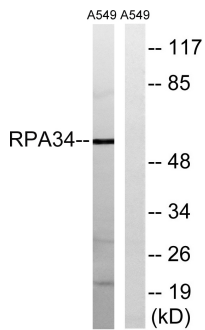
## Anti-CD3EAP/Paf49 Antibody (A30649) Images



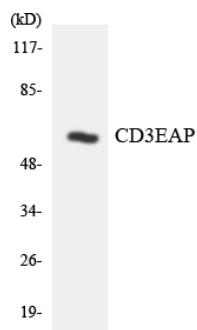
Immunohistochemical analysis of paraffin-embedded human tonsil. 1, Tris-EDTA, pH 9.0 was used for antigen retrieval. 2 Antibody was diluted at 1:200 (4° overnight). 3, Secondary antibody was diluted at 1:200 (room temperature, 45 min).



Western Blot analysis of A549 cells using CD3EAP Polyclonal Antibody.



Western blot analysis of lysates from A549 cells, using CD3EAP Antibody. The lane on the right is blocked with the synthesized peptide.



Western blot analysis of the lysates from HUVEC cells using CD3EAP antibody.

Submit a product review to [Biocompare.com](https://www.biocompare.com)

Submit a review of this product to [Biocompare.com](https://www.biocompare.com) to receive a \$20 Amazon.com giftcard! Your reviews help your fellow scientists make the right decisions. Thank you for your contribution.



Anti-CD3EAP/Paf49 Antibody

For Research Use Only. Not for use in diagnostic procedures.