

Anti-CCNB1IP1 Antibody

Catalog Number: A30659

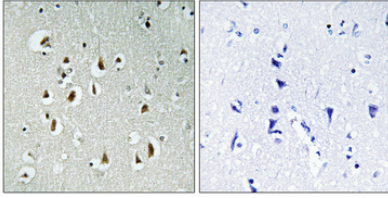
Overview

Product Name	Anti-CCNB1IP1 Antibody
Reactive Species	Human, Mouse, Rat
Description	Boster Bio Anti-CCNB1IP1 Antibody (Catalog# A30659). Tested in WB, IHC, ICC, IF, ELISA applications. This antibody reacts with Human, Mouse, Rat.
Application	ELISA, IF, IHC, ICC, WB
Clonality	Polyclonal
Formulation	PBS containing 50% glycerol, 0.5% stabilizing protein and 0.02% sodium azide. This antibody is supplied in a stabilized formulation. Compatibility with conjugation reactions depends on the chemistry of the conjugation method used. For conjugation methods that are not compatible with the stabilizing components present in this formulation, a carrier-free antibody format is required.
Storage Instructions	Store at -20°C for one year. For short-term storage and frequent use, store at 4°C for up to one month. Avoid repeated freeze-thaw cycles.
Host	Rabbit
Uniprot ID	Q9NPC3


Technical Details

Immunogen	A peptide derived from human CCNB1IP1. Immunogen sequence location: 201-250
Isotype	Rabbit IgG
Form	Liquid
Concentration	0.5-1mg/ml, actual concentration vary by lot. Use suggested dilution ratio to decide dilution procedure.
Purification	The antibody was purified from rabbit antiserum by affinity-chromatography using immunogen.
Suggested Dilutions	WB 1:500 - 1:2000. IHC 1:100 - 1:300. ELISA: 1:40000. ICC/IF 1:50-200

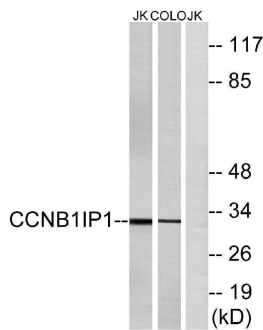
Anti-CCNB1IP1 Antibody (A30659) Images



Immunohistochemical analysis of paraffin-embedded Human brain. Antibody was diluted at 1:100(4° overnight). High-pressure and temperature Tris-EDTA,pH8.0 was used for antigen retrieval. Negative control (right) obtained from antibody was pre-absorbed by immunogen peptide.



Western Blot analysis of various cells using HEI10 Polyclonal Antibody diluted at 1:2000.



Western blot analysis of lysates from Jurkat and COLO cells, using CCNB1IP1 Antibody. The lane on the right is blocked with the synthesized peptide.

Submit a product review to Biocompare.com

Submit a review of this product to Biocompare.com to receive a \$20 Amazon.com giftcard! Your reviews help your fellow scientists make the right decisions. Thank you for your contribution.



Anti-CCNB1IP1 Antibody

For Research Use Only. Not for use in diagnostic procedures.