

Anti-TUBGCP4/Gcp4 Antibody

Catalog Number: A30692

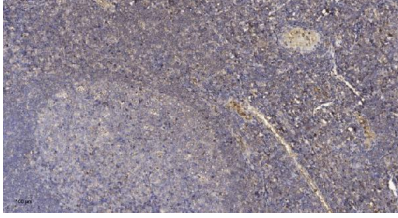
Overview

Product Name	Anti-TUBGCP4/Gcp4 Antibody
Reactive Species	Human, Mouse
Description	Boster Bio Anti-TUBGCP4/Gcp4 Antibody (Catalog# A30692). Tested in WB, IHC, ICC, IF, ELISA applications. This antibody reacts with Human, Mouse.
Application	ELISA, IF, IHC, ICC, WB
Clonality	Polyclonal
Formulation	PBS containing 50% glycerol, 0.5% stabilizing protein and 0.02% sodium azide. This antibody is supplied in a stabilized formulation. Compatibility with conjugation reactions depends on the chemistry of the conjugation method used. For conjugation methods that are not compatible with the stabilizing components present in this formulation, a carrier-free antibody format is required.
Storage Instructions	Store at -20°C for one year. For short-term storage and frequent use, store at 4°C for up to one month. Avoid repeated freeze-thaw cycles.
Host	Rabbit
Uniprot ID	Q9UGJ1

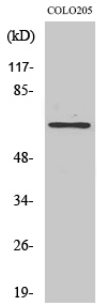
Technical Details

Immunogen	A peptide derived from human TUBGCP4. Immunogen sequence location: 191-240
Isotype	Rabbit IgG
Form	Liquid
Concentration	0.5-1mg/ml, actual concentration vary by lot. Use suggested dilution ratio to decide dilution procedure.
Purification	The antibody was purified from rabbit antiserum by affinity-chromatography using immunogen.
Suggested Dilutions	WB 1:500 - 1:2000. IHC 1:100 - 1:300. ELISA: 1:10000. ICC/IF 1:50-200

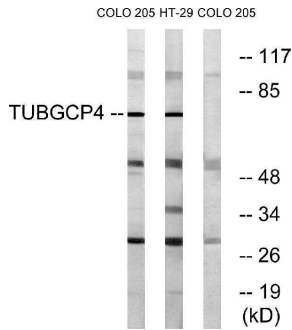
Anti-TUBGCP4/Gcp4 Antibody (A30692) Images



Immunohistochemical analysis of paraffin-embedded human tonsil. 1, Antibody was diluted at 1:200(4° overnight). 2, Tris-EDTA,pH9.0 was used for antigen retrieval. 3,Secondary antibody was diluted at 1:200(room temperature, 30min).



Western Blot analysis of various cells using GCP4 Polyclonal Antibody



Western blot analysis of lysates from COLO and HT-29 cells, using TUBGCP4 Antibody. The lane on the right is blocked with the synthesized peptide.

Submit a product review to Biocompare.com

Submit a review of this product to Biocompare.com to receive a \$20 Amazon.com giftcard! Your reviews help your fellow scientists make the right decisions. Thank you for your contribution.



Anti-TUBGCP4/Gcp4 Antibody

For Research Use Only. Not for use in diagnostic procedures.