

Anti-Gap junction beta-7 protein GJB7 Antibody

Catalog Number: A30698


Overview

Product Name	Anti-Gap junction beta-7 protein GJB7 Antibody
Reactive Species	Human, Mouse, Rat
Description	Boster Bio Anti-Gap junction beta-7 protein GJB7 Antibody (Catalog# A30698). Tested in WB, ELISA applications. This antibody reacts with Human, Mouse, Rat.
Application	ELISA, WB
Clonality	Polyclonal
Formulation	PBS containing 50% glycerol, 0.5% stabilizing protein and 0.02% sodium azide. This antibody is supplied in a stabilized formulation. Compatibility with conjugation reactions depends on the chemistry of the conjugation method used. For conjugation methods that are not compatible with the stabilizing components present in this formulation, a carrier-free antibody format is required.
Storage Instructions	Store at -20°C for one year. For short-term storage and frequent use, store at 4°C for up to one month. Avoid repeated freeze-thaw cycles.
Host	Rabbit
Uniprot ID	Q6PEY0

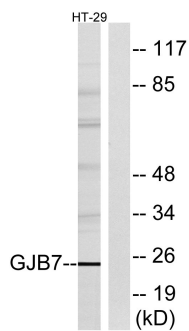
Technical Details

Immunogen	A peptide derived from human GJB7. Immunogen sequence location: 21-70
Isotype	Rabbit IgG
Form	Liquid
Concentration	0.5-1mg/ml, actual concentration vary by lot. Use suggested dilution ratio to decide dilution procedure.
Purification	The antibody was purified from rabbit antiserum by affinity-chromatography using immunogen.
Suggested Dilutions	WB 1:500 - 1:2000. ELISA: 1:10000. Not yet tested in other applications.

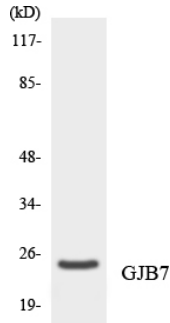
Anti-Gap junction beta-7 protein GJB7 Antibody (A30698) Images



Western Blot analysis of various cells using Connexin 25 Polyclonal Antibody diluted at 1:500



Western blot analysis of lysates from HT-29 cells, using GJB7 Antibody. The lane on the right is blocked with the synthesized peptide.



Western blot analysis of the lysates from HeLa cells using GJB7 antibody.

Submit a product review to Biocompare.com

Submit a review of this product to Biocompare.com to receive a \$20 Amazon.com giftcard! Your reviews help your fellow scientists make the right decisions. Thank you for your contribution.



Anti-Gap junction beta-7 protein GJB7 Antibody

For Research Use Only. Not for use in diagnostic procedures.