

## Anti-CXCR7 ACKR3 Antibody

Catalog Number: A30784

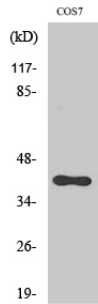
### Overview

Product Name	Anti-CXCR7 ACKR3 Antibody
Reactive Species	Human, Monkey, Mouse, Rat
Description	Boster Bio Anti-CXCR7 ACKR3 Antibody (Catalog# A30784). Tested in WB, ICC, IF, ELISA applications. This antibody reacts with Human, Mouse, Rat, Monkey.
Application	ELISA, IF, ICC, WB
Clonality	Polyclonal
Formulation	PBS containing 50% glycerol, 0.5% stabilizing protein and 0.02% sodium azide. This antibody is supplied in a stabilized formulation. Compatibility with conjugation reactions depends on the chemistry of the conjugation method used. For conjugation methods that are not compatible with the stabilizing components present in this formulation, a carrier-free antibody format is required.
Storage Instructions	Store at -20°C for one year. For short-term storage and frequent use, store at 4°C for up to one month. Avoid repeated freeze-thaw cycles.
Host	Rabbit
Uniprot ID	P25106

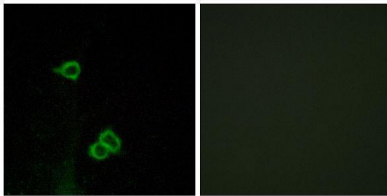
### Technical Details

Immunogen	A peptide derived from human CXCR7. Immunogen sequence location: 311 - 360
Isotype	Rabbit IgG
Form	Liquid
Concentration	0.5-1mg/ml, actual concentration vary by lot. Use suggested dilution ratio to decide dilution procedure.
Purification	The antibody was purified from rabbit antiserum by affinity-chromatography using immunogen.
Suggested Dilutions	WB 1:500 - 1:2000. ICC/IF 1:200 - 1:1000. ELISA: 1:20000. Not yet tested in other applications.

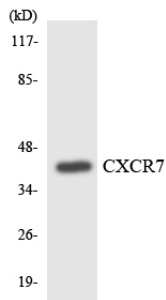
## Anti-CXCR7 ACKR3 Antibody (A30784) Images



Western Blot analysis of various cells using CXCR-7 Polyclonal Antibody diluted at 1:2000



Immunofluorescence analysis of COS7 cells, using CXCR7 Antibody. The picture on the right is blocked with the synthesized peptide.



Western blot analysis of the lysates from RAW264.7 cells using CXCR7 antibody.

## 1 Publications Citing This Product

1. PubMed ID: 30636642, Li N, Xu H, Ou Y, Feng Z, Zhang Q, Zhu Q, Cai Z. LPS-induced CXCR7 expression promotes gastric Cancer proliferation and migration via the TLR4/MD-2 pathway. *Diagn Pathol.* 2019 Jan 12;14(1):3. doi:10.1186/s13000-019-0780-x. PMID:30636642; PMCID:PMC6330400.

Visit [bosterbio.com/anti-cxcr7-antibody-a30784-boster.html](https://bosterbio.com/anti-cxcr7-antibody-a30784-boster.html) to see all 1 publications.

## Submit a product review to Biocompare.com

Submit a review of this product to Biocompare.com to receive a \$20 Amazon.com giftcard! Your reviews help your fellow scientists make the right decisions. Thank you for your contribution.



Anti-CXCR7 ACKR3 Antibody

For Research Use Only. Not for use in diagnostic procedures.