

Anti-MSHR MC1R Antibody

Catalog Number: A30842

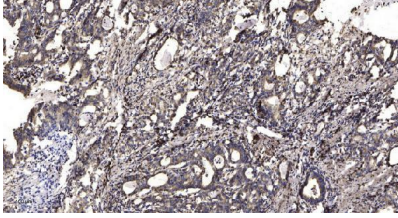
Overview

Product Name	Anti-MSHR MC1R Antibody
Reactive Species	Human, Mouse, Rat
Description	Boster Bio Anti-MSHR MC1R Antibody (Catalog# A30842). Tested in WB, ELISA, IHC applications. This antibody reacts with Human, Mouse, Rat.
Application	ELISA, IHC, WB
Clonality	Polyclonal
Formulation	PBS containing 50% glycerol, 0.5% stabilizing protein and 0.02% sodium azide. This antibody is supplied in a stabilized formulation. Compatibility with conjugation reactions depends on the chemistry of the conjugation method used. For conjugation methods that are not compatible with the stabilizing components present in this formulation, a carrier-free antibody format is required.
Storage Instructions	Store at -20°C for one year. For short-term storage and frequent use, store at 4°C for up to one month. Avoid repeated freeze-thaw cycles.
Host	Rabbit
Uniprot ID	Q01726

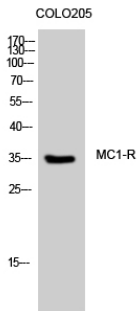
Technical Details

Immunogen	A peptide derived from human MSHR. Immunogen sequence location: 268 - 317
Isotype	Rabbit IgG
Form	Liquid
Concentration	0.5-1mg/ml, actual concentration vary by lot. Use suggested dilution ratio to decide dilution procedure.
Purification	The antibody was purified from rabbit antiserum by affinity-chromatography using immunogen.
Suggested Dilutions	WB 1:500-2000 IHC 1:50-300 ELISA 2000-20000

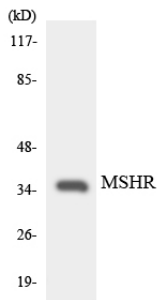
Anti-MSHR MC1R Antibody (A30842) Images



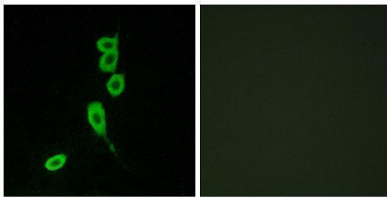
Immunohistochemical analysis of paraffin-embedded human Gastric adenocarcinoma. 1, Antibody was diluted at 1:200(4° overnight). 2, Tris-EDTA,pH9.0 was used for antigen retrieval. 3,Secondary antibody was diluted at 1:200(room temperature, 45min).



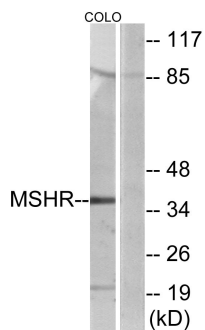
Western Blot analysis of COLO205 cells using MC1-R Polyclonal Antibody



Western blot analysis of the lysates from HepG2 cells using MSHR antibody.



Immunofluorescence analysis of LOVO cells, using MSHR Antibody. The picture on the right is blocked with the synthesized peptide.



Western blot analysis of lysates from COLO205 cells, using MSHR Antibody. The lane on the right is blocked with the synthesized peptide.

Submit a review of this product to Biocompare.com to receive a \$20 Amazon.com giftcard! Your reviews help your fellow scientists make the right decisions. Thank you for your contribution.



Anti-MSHR MC1R Antibody

For Research Use Only. Not for use in diagnostic procedures.