

## Anti-OR5AK3P Antibody

Catalog Number: A30893

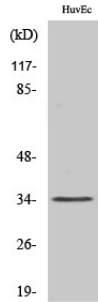
### Overview

Product Name	Anti-OR5AK3P Antibody
Reactive Species	Human, Monkey
Description	Boster Bio Anti-OR5AK3P Antibody (Catalog# A30893). Tested in WB, ICC, IF, ELISA applications. This antibody reacts with Human, Monkey.
Application	ELISA, IF, ICC, WB
Clonality	Polyclonal
Formulation	PBS containing 50% glycerol, 0.5% stabilizing protein and 0.02% sodium azide. This antibody is supplied in a stabilized formulation. Compatibility with conjugation reactions depends on the chemistry of the conjugation method used. For conjugation methods that are not compatible with the stabilizing components present in this formulation, a carrier-free antibody format is required.
Storage Instructions	Store at -20°C for one year. For short-term storage and frequent use, store at 4°C for up to one month. Avoid repeated freeze-thaw cycles.
Host	Rabbit
Uniprot ID	Q8NH89

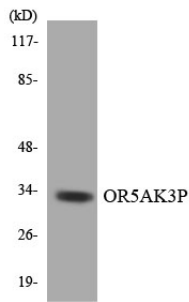
### Technical Details

Immunogen	A peptide derived from human OR5AK3P. Immunogen sequence location: 241 - 290
Isotype	Rabbit IgG
Form	Liquid
Concentration	0.5-1mg/ml, actual concentration vary by lot. Use suggested dilution ratio to decide dilution procedure.
Purification	The antibody was purified from rabbit antiserum by affinity-chromatography using immunogen.
Suggested Dilutions	WB 1:500 - 1:2000. ICC/IF 1:200 - 1:1000. ELISA: 1:5000. Not yet tested in other applications.

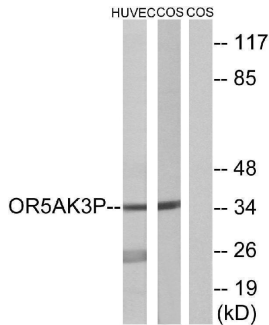
## Anti-OR5AK3P Antibody (A30893) Images



Western Blot analysis of various cells using Olfactory receptor 5AK3 Polyclonal Antibody



Western blot analysis of the lysates from HepG2 cells using OR5AK3P antibody.



Western blot analysis of lysates from HUVEC and COS7 cells, using OR5AK3P Antibody. The lane on the right is blocked with the synthesized peptide.

### Submit a product review to [Biocompare.com](https://www.biocompare.com)

Submit a review of this product to [Biocompare.com](https://www.biocompare.com) to receive a \$20 Amazon.com giftcard! Your reviews help your fellow scientists make the right decisions. Thank you for your contribution.



### Anti-OR5AK3P Antibody

For Research Use Only. Not for use in diagnostic procedures.