

## Anti-Elongin A3 ELOA3 Antibody

Catalog Number: A31717-1


### Overview

Product Name	Anti-Elongin A3 ELOA3 Antibody
Reactive Species	Human, Mouse, Rat
Description	Boster Bio Anti-Elongin A3 ELOA3 Antibody catalog # A31717-1. Tested in ELISA, IF, IHC, WB applications. This antibody reacts with Human.
Application	ELISA, IF, IHC, WB
Clonality	Polyclonal
Formulation	Liquid in PBS containing 50% glycerol, 0.5% stabilizing protein and 0.02% sodium azide. This antibody is supplied in a stabilized formulation. Compatibility with conjugation reactions depends on the chemistry of the conjugation method used. For conjugation methods that are not compatible with the stabilizing components present in this formulation, a carrier-free antibody format is required.
Storage Instructions	Store at -20°C for one year. For short term storage and frequent use, store at 4°C for up to one month. Avoid repeated freeze-thaw cycles.
Host	Rabbit
Uniprot ID	Q8NG57

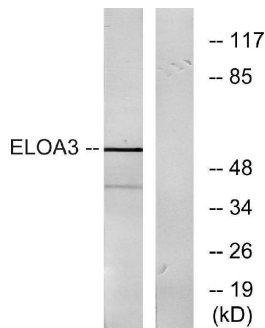
### Technical Details

Immunogen	The antiserum was produced against synthesized peptide derived from human ELOA3. AA range:381-430
Isotype	IgG
Form	Liquid
Concentration	1 mg/ml
Purification	The antibody was affinity-purified from rabbit antiserum by affinity-chromatography using epitope-specific immunogen.
Suggested Dilutions	WB 1:500-1:2000 IHC 1:100-1:300 IF 1:200-1:1000 ELISA 1:20000

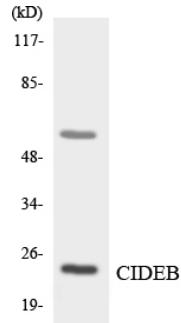
## Anti-Elongin A3 ELOA3 Antibody (A31717-1) Images



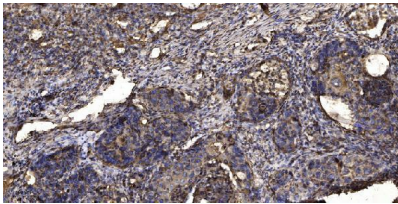
Western Blot analysis of COLO205 cells using Elongin A3 Polyclonal Antibody cells nucleus extracted by Minute TM Cytoplasmic and Nuclear Fractionation kit .



Western blot analysis of lysates from COLO205 cells, using ELOA3 Antibody. The lane on the right is blocked with the synthesized peptide.



Western blot analysis of the lysates from COLO205 cells using CIDEB antibody.



Immunohistochemical analysis of paraffin-embedded human Squamous cell carcinoma of lung. 1, Antibody was diluted at 1:200 (4° overnight). 2, Tris-EDTA, pH9.0 was used for antigen retrieval. 3, Secondary antibody was diluted at 1:200 (room temperature, 45min).

**Submit a product review to [Biocompare.com](https://www.biocompare.com)**

Submit a review of this product to [Biocompare.com](https://www.biocompare.com) to receive a \$20 Amazon.com giftcard! Your reviews help your fellow scientists make the right decisions. Thank you for your contribution.



Anti-Elongin A3 ELOA3 Antibody

For Research Use Only. Not for use in diagnostic procedures.