

## Anti-CASC5 KNL1 Antibody

Catalog Number: A32138

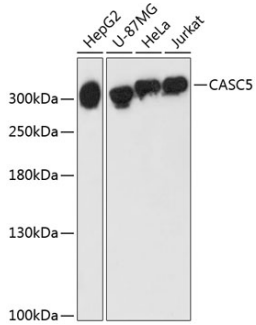
### Overview

Product Name	Anti-CASC5 KNL1 Antibody
Reactive Species	Human, Rat
Description	Boster Bio Anti-CASC5 KNL1 Antibody catalog # A32138. Tested in WB,IHC,ICC/IF applications. This antibody reacts with Human,Rat.
Application	IF, IHC, ICC, WB
Clonality	Polyclonal
Formulation	Rabbit IgG, 1mg/ml in PBS with 0.02% sodium azide, 50% glycerol, pH7.2
Storage Instructions	Store at -20°C for one year. For short term storage and frequent use, store at 4°C for up to one month. Avoid repeated freeze-thaw cycles.
Host	Rabbit
Uniprot ID	Q8NG31

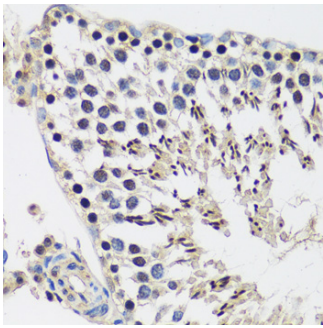
### Technical Details

Immunogen	Recombinant fusion protein of human CASC5(NP_733468.3).
Isotype	IgG
Form	Liquid
Concentration	1 mg/ml
Purification	The antibody was affinity-purified from rabbit antiserum by affinity-chromatography using epitope-specific immunogen and the purity is > 95% (by SDS-PAGE).
Suggested Dilutions	WB: 1:500-1:2000 IHC: 1:50-1:100 ICC/IF: 1:50-1:100

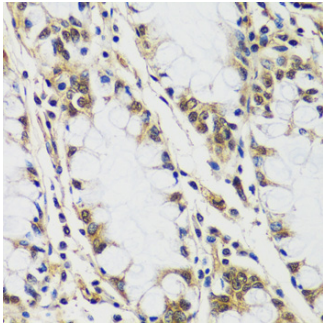
## Anti-CASC5 KNL1 Antibody (A32138) Images



Western blot analysis of extracts of various cell lines, using CASC5 antibody at 1:3000 dilution. Secondary antibody: HRP Goat Anti-Rabbit IgG at 1:10000 dilution. Lysates/proteins: 25ug per lane. Blocking buffer: 3% nonfat dry milk in TBST. Detection: ECL Enhanced Kit. Exposure time: 90s.



Immunohistochemistry of paraffin-embedded rat testis using CASC5 antibody at dilution of 1:100. Perform microwave antigen retrieval with 10 mM PBS buffer pH 7.2 before commencing with IHC staining protocol.



Immunohistochemistry of paraffin-embedded human colon using CASC5 antibody at dilution of 1:100. Perform microwave antigen retrieval with 10 mM PBS buffer pH 7.2 before commencing with IHC staining protocol.

### Submit a product review to [Biocompare.com](https://www.biocompare.com)

Submit a review of this product to [Biocompare.com](https://www.biocompare.com) to receive a \$20 Amazon.com giftcard! Your reviews help your fellow scientists make the right decisions. Thank you for your contribution.



Anti-CASC5 KNL1 Antibody

For Research Use Only. Not for use in diagnostic procedures.