

Anti-Phospho-Histone H3 (S28) Antibody

Catalog Number: A33947S28

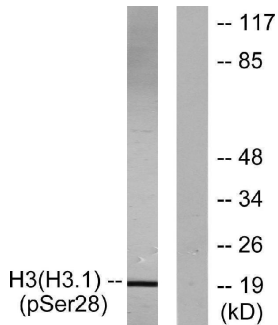
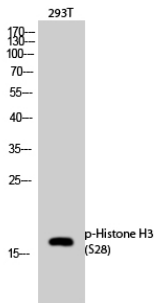
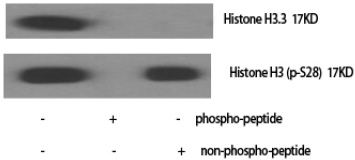
Overview

Product Name	Anti-Phospho-Histone H3 (S28) Antibody
Reactive Species	Human, Mouse, Rat
Description	Boster Bio Anti-Phospho-Histone H3 (S28) Antibody catalog # A33947S28. Tested in WB, ELISA applications. This antibody reacts with Human, Mouse, Rat.
Application	ELISA, WB
Clonality	Polyclonal
Formulation	Liquid in PBS containing 50% glycerol, 0.5% stabilizing protein and 0.02% sodium azide. This antibody is supplied in a stabilized formulation. Compatibility with conjugation reactions depends on the chemistry of the conjugation method used. For conjugation methods that are not compatible with the stabilizing components present in this formulation, a carrier-free antibody format is required.
Storage Instructions	Store at -20°C for one year. For short term storage and frequent use, store at 4°C for up to one month. Avoid repeated freeze-thaw cycles.
Host	Rabbit
Uniprot ID	P00848

Technical Details

Immunogen	The antiserum was produced against synthesized peptide derived from human Histone H3 around the phosphorylation site of Ser28. AA range:13-62
Isotype	IgG
Form	Liquid
Concentration	1 mg/ml
Purification	The antibody was affinity-purified from rabbit antiserum by affinity-chromatography using epitope-specific immunogen.
Suggested Dilutions	WB 1:500-1:2000 ELISA 1:5000

Anti-Phospho-Histone H3 (S28) Antibody (A33947S28) Images



Submit a product review to Biocompare.com

Submit a review of this product to Biocompare.com to receive a \$20 Amazon.com giftcard! Your reviews help your fellow scientists make the right decisions. Thank you for your contribution.



Anti-Phospho-Histone H3 (S28) Antibody

For Research Use Only. Not for use in diagnostic procedures.