

Anti-Zebrafish HOOK3 Antibody

Catalog Number: AZA0A8M6Z0P5

About HOOK3

Protein Hook homolog 3 is a protein that in humans is encoded by the HOOK3 gene. Hook proteins are cytosolic coiled-coil proteins that contain conserved N-terminal domains, which attach to microtubules, and more divergent C-terminal domains, which mediate binding to organelles. The Drosophila Hook protein is a component of the endocytic compartment.

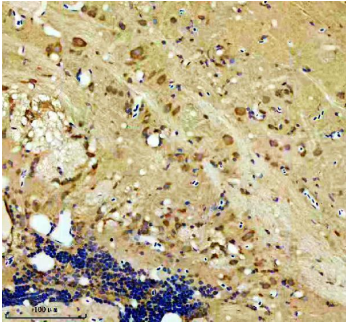
Overview

Product Name	Anti-Zebrafish HOOK3 Antibody
Reactive Species	Zebrafish
Description	Boster Bio Anti-Zebrafish HOOK3 Antibody catalog #AZA0A8M6Z0P5. Tested in IHC applications. This antibody reacts with Zebrafish.
Application	IHC
Clonality	Polyclonal
Formulation	Each vial contains 4 mg Trehalose, 0.9 mg NaCl, 0.2 mg Na ₂ HPO ₄ .
Storage Instructions	At -20°C for one year from date of receipt. After reconstitution, at 4°C for one month. It can also be aliquotted and stored frozen at -20°C for six months. Avoid repeated freezing and thawing.
Host	Rabbit
Uniprot ID	A0A8M6Z0P5

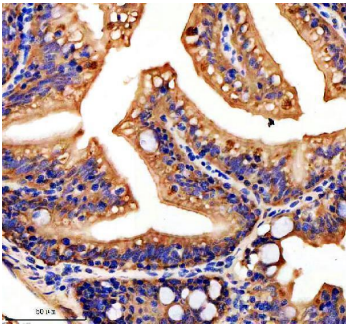
Technical Details

Immunogen	E.coli-derived zebrafish HOOK3 recombinant protein (Position: E14-R198)
Form	Lyophilized
Concentration	Adding 0.2 ml of distilled water will yield a concentration of 500 ug/ml.
Purification	Immunogen affinity purified.
Suggested Dilutions	Immunohistochemistry(Paraffin-embedded Section), 2-5 ug/ml, Zebrafish

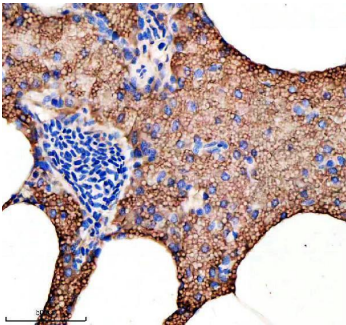
Anti-Zebrafish HOOK3 Antibody (AZA0A8M6Z0P5) Images



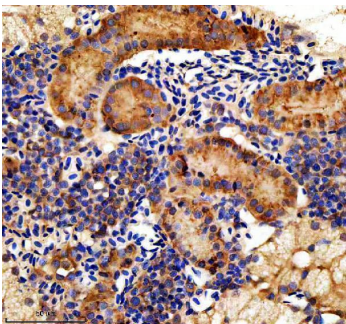
IHC analysis of HOOK3 using anti-HOOK3 antibody (AZA0A8M6Z0P5). HOOK3 was detected in a paraffin-embedded section of zebrafish brain tissue. Heat mediated antigen retrieval was performed in EDTA buffer (pH 8.0, epitope retrieval solution). The tissue section was blocked with 10% goat serum. The tissue section was then incubated with 2 ug/ml rabbit anti-HOOK3 Antibody (AZA0A8M6Z0P5) overnight at 4°C. Peroxidase Conjugated Goat Anti-rabbit IgG was used as secondary antibody and incubated for 30 minutes at 37°C. The tissue section was developed using HRP Conjugated Rabbit IgG Super Vision Assay Kit (Catalog # SV0002) with DAB as the chromogen.



IHC analysis of HOOK3 using anti-HOOK3 antibody (AZA0A8M6Z0P5). HOOK3 was detected in a paraffin-embedded section of zebrafish colon tissue. Heat mediated antigen retrieval was performed in EDTA buffer (pH 8.0, epitope retrieval solution). The tissue section was blocked with 10% goat serum. The tissue section was then incubated with 2 ug/ml rabbit anti-HOOK3 Antibody (AZA0A8M6Z0P5) overnight at 4°C. Peroxidase Conjugated Goat Anti-rabbit IgG was used as secondary antibody and incubated for 30 minutes at 37°C. The tissue section was developed using HRP Conjugated Rabbit IgG Super Vision Assay Kit (Catalog # SV0002) with DAB as the chromogen.



IHC analysis of HOOK3 using anti-HOOK3 antibody (AZA0A8M6Z0P5). HOOK3 was detected in a paraffin-embedded section of zebrafish pancreas tissue. Heat mediated antigen retrieval was performed in EDTA buffer (pH 8.0, epitope retrieval solution). The tissue section was blocked with 10% goat serum. The tissue section was then incubated with 2 ug/ml rabbit anti-HOOK3 Antibody (AZA0A8M6Z0P5) overnight at 4°C. Peroxidase Conjugated Goat Anti-rabbit IgG was used as secondary antibody and incubated for 30 minutes at 37°C. The tissue section was developed using HRP Conjugated Rabbit IgG Super Vision Assay Kit (Catalog # SV0002) with DAB as the chromogen.



IHC analysis of HOOK3 using anti-HOOK3 antibody (AZA0A8M6Z0P5). HOOK3 was detected in a paraffin-embedded section of zebrafish kidney tissue. Heat mediated antigen retrieval was performed in EDTA buffer (pH 8.0, epitope retrieval solution). The tissue section was blocked with 10% goat serum. The tissue section was then incubated with 2 ug/ml rabbit anti-HOOK3 Antibody (AZA0A8M6Z0P5) overnight at 4°C. Peroxidase Conjugated Goat Anti-rabbit IgG was used as secondary antibody and incubated for 30 minutes at 37°C. The tissue section was developed using HRP Conjugated Rabbit IgG Super Vision Assay Kit (Catalog # SV0002) with DAB as the chromogen.

Submit a product review to Biocompare.com

Submit a review of this product to Biocompare.com to receive a \$20 Amazon.com giftcard! Your reviews help your fellow scientists make the right decisions. Thank you for your contribution.



Anti-Zebrafish HOOK3 Antibody

For Research Use Only. Not for use in diagnostic procedures.