

## Anti-mTOR Rabbit Monoclonal Antibody

Catalog Number: M00003-4

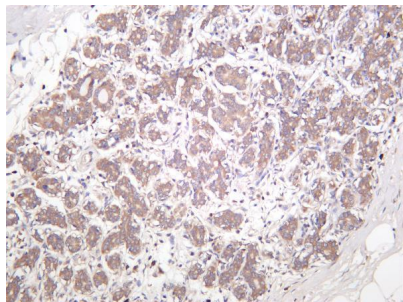
### Overview

Product Name	Anti-mTOR Rabbit Monoclonal Antibody
Reactive Species	Human, Mouse, Rat
Description	This Recombinant Rabbit Monoclonal Antibody detects endogenous levels of mTOR protein. Validated for research with WB,IHC,IF,IP,ELISA applications. Anti mTOR is reactive for Human, Mouse, Rat samples
Application	ELISA, IP, IF, IHC, WB
Clonality	Monoclonal
Formulation	PBS, 50% glycerol, 0.05% Proclin 300, 0.05% stabilizing protein This antibody is supplied in a stabilized formulation. Compatibility with conjugation reactions depends on the chemistry of the conjugation method used. For conjugation methods that are not compatible with the stabilizing components present in this formulation, a carrier-free antibody format is required.
Storage Instructions	Store at -20°C/1 year
Host	Rabbit
Uniprot ID	P42345

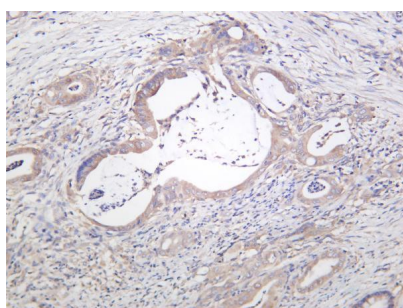
### Technical Details

Isotype	IgG, Kappa
Purification	Protein A
Suggested Dilutions	IHC 1:200-1:1000 WB 1:2000-1:10000 IF 1:200-1:1000 ELISA 1:5000-1:20000 IP 1:50-1:200

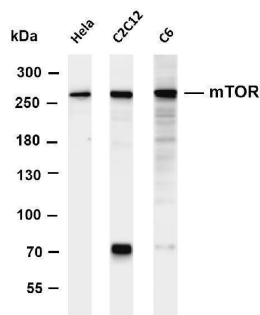
## Anti-mTOR Rabbit Monoclonal Antibody (M00003-4) Images



Human breast carcinoma was stained with anti-mTOR rabbit antibody



Human colon carcinoma was stained with anti-mTOR rabbit antibody



Various whole cell lysates were separated by 4-8% SDS-PAGE, and the membrane was blotted with anti-mTOR antibody. The HRP-conjugated Goat anti-Rabbit IgG(H + L) antibody was used to detect the antibody. Lane 1: HeLa Lane 2: C2C12 Lane 4: C6 Predicted band size: 289kDa Observed band size: 260kDa

### Submit a product review to Biocompare.com

Submit a review of this product to Biocompare.com to receive a \$20 Amazon.com giftcard! Your reviews help your fellow scientists make the right decisions. Thank you for your contribution.



Anti-mTOR Rabbit Monoclonal Antibody

For Research Use Only. Not for use in diagnostic procedures.