

## Anti-CDKN2A/p14ARF Rabbit Monoclonal Antibody

Catalog Number: M00016-2


### Overview

Product Name	Anti-CDKN2A/p14ARF Rabbit Monoclonal Antibody
Reactive Species	Human
Description	Boster Bio Anti-CDKN2A/p14ARF Rabbit Monoclonal Antibody catalog # M00016-2. Tested in WB, ICC/IF, IP, Flow Cytometry applications. This antibody reacts with Human.
Application	Flow Cytometry, IP, IF, ICC, WB
Clonality	Monoclonal 19C26
Formulation	Rabbit IgG in stabilizing components, phosphate buffered saline, pH 7.4, 150mM NaCl, 0.02% sodium azide and 50% glycerol. *This antibody is supplied in a stabilized formulation. Compatibility with conjugation reactions depends on the chemistry of the conjugation method used. For conjugation methods that are not compatible with the stabilizing components present in this formulation, a carrier-free antibody format is required.
Storage Instructions	Store at -20°C for one year. For short term storage and frequent use, store at 4°C for up to one month. Avoid repeated freeze-thaw cycles.
Host	Rabbit
Uniprot ID	P42771/Q8N726


### Technical Details

Immunogen	A synthesized peptide derived from human CDKN2A/p14ARF
Isotype	IgG
Form	Liquid
Concentration	0.5mg/ml
Purification	Affinity-chromatography
Suggested Dilutions	WB 1:500-2000 ICC/IF 1:50-200 IP 1:50 FC 1:80

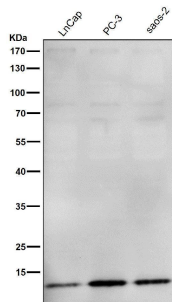
## Anti-CDKN2A/p14ARF Rabbit Monoclonal Antibody (M00016-2) Images



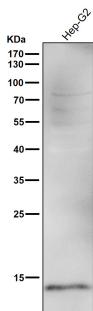
All lanes use the Antibody at 1:1K dilution for 1 hour at room temperature.



Western blot analysis of CDKN2A/p14ARF expression in PC3 cell lysate.



All lanes use the Antibody at 1:1K dilution for 1 hour at room temperature.



All lanes use the Antibody at 1:1K dilution for 1 hour at room temperature.

**Submit a product review to Biocompare.com**

Submit a review of this product to Biocompare.com to receive a \$20 Amazon.com giftcard! Your reviews help your fellow scientists make the right decisions. Thank you for your contribution.



Anti-CDKN2A/p14ARF Rabbit Monoclonal Antibody

For Research Use Only. Not for use in diagnostic procedures.