

Anti-CTLA-4 / CD152 Reference Antibody (ipilimumab)

Catalog Number: M00020-7

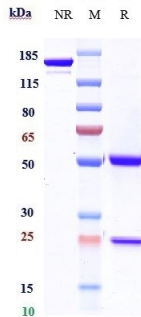
Overview

Product Name	Anti-CTLA-4 / CD152 Reference Antibody (ipilimumab)
Reactive Species	Cynomolgus monkey, Human, Mouse
Description	Boster Bio Anti-CTLA-4 / CD152 Reference Antibody (ipilimumab) (Catalog # M00020-7). Tested in Flow Cytometry, ELISA, FTA. This antibody reacts with Cynomolgus monkey, Human, Mouse. Endotoxin: < 0.054EU/ug,determined by LAL method. Expression system: CHO Cell
Application	ELISA, Flow Cytometry, Functional Assay, Kinetics
Clonality	Monoclonal
Formulation	Purified monoclonal antibody supplied in PBS, pH6.0, without preservative.This antibody is purified through a protein A column.
Storage Instructions	Maintain refrigerated at 2-8°C for up to 2 weeks. For long-term storage, aliquot and store at -20°C to avoid repeated freeze-thaw cycles.
Uniprot ID	P16410

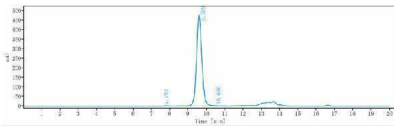
Technical Details

Isotype	IgG1
Form	Liquid

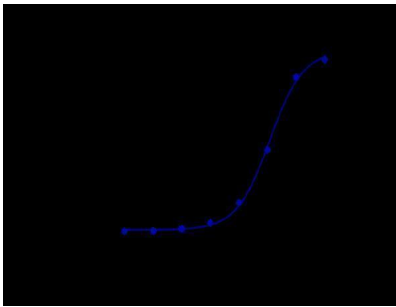
Anti-CTLA-4 / CD152 Reference Antibody (ipilimumab) (M00020-7) Images



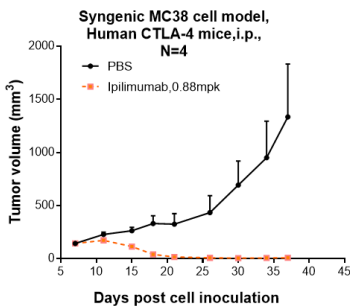
Anti-CTLA-4/CD152 Reference Antibody (ipilimumab) on SDS-PAGE under reducing (R) condition. The gel was stained with Coomassie Blue. The purity of the protein is greater than 95%



The purity of Anti-CTLA-4/CD152 Reference Antibody (ipilimumab) is more than 99.37%



Human CTLA-4 & Human PD-1 CHO-K cells were stained with Anti-CTLA-4/CD152 Reference Antibody (ipilimumab) and negative control protein respectively



Ipilimumab inhibited the tumor growth of MC38 on huCTLA-4 mice. The result showed significant anti-tumor effects

Submit a product review to [Biocompare.com](https://www.biocompare.com)

Submit a review of this product to [Biocompare.com](https://www.biocompare.com) to receive a \$20 Amazon.com giftcard! Your reviews help your fellow scientists make the right decisions. Thank you for your contribution.



Anti-CTLA-4 / CD152 Reference Antibody (ipilimumab)

For Research Use Only. Not for use in diagnostic procedures.