

## Anti-ERBB1 / EGFR / HER1 Reference Antibody (necitumumab)

Catalog Number: M00023-7

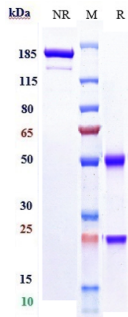
### Overview

Product Name	Anti-ERBB1 / EGFR / HER1 Reference Antibody (necitumumab)
Reactive Species	Cynomolgus monkey, Human, Mouse
Description	Boster Bio Anti-ERBB1 / EGFR / HER1 Reference Antibody (necitumumab) (Catalog # M00023-7). Tested in Flow Cytometry, ELISA, FTA. This antibody reacts with Cynomolgus monkey, Human, Mouse. Endotoxin: < 0.078EU/ug,determined by LAL method. Expression system: CHO Cell
Application	ELISA, Flow Cytometry, Functional Assay, Kinetics
Clonality	Monoclonal
Formulation	Purified monoclonal antibody supplied in PBS, pH6.0, without preservative.This antibody is purified through a protein A column.
Storage Instructions	Maintain refrigerated at 2-8°C for up to 2 weeks. For long-term storage, aliquot and store at -20°C to avoid repeated freeze-thaw cycles.
Uniprot ID	P00533

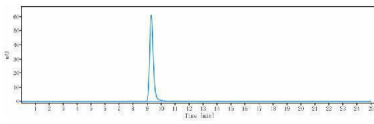
### Technical Details

Isotype	IgG1
Form	Liquid

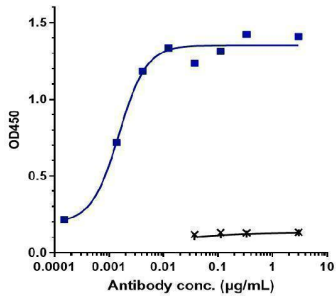
## Anti-ERBB1 / EGFR / HER1 Reference Antibody (necitumumab) (M00023-7) Images



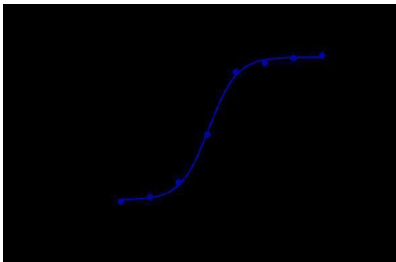
Anti-ERBB1/EGFR/HER1 Reference Antibody (necitumumab) on SDS-PAGE under reducing (R) condition. The gel was stained with Coomassie Blue. The purity of the protein is greater than 95%



The purity of Anti-ERBB1/EGFR/HER1 Reference Antibody (necitumumab) is more than 95%



Immobilized human EGFR His at 2 µg/mL can bind Anti-ERBB1/EGFR/HER1 Reference Antibody (necitumumab)



Human EGFR CHO-K cells were stained with Anti-ERBB1/EGFR/HER1 Reference Antibody (necitumumab) and negative control protein respectively

**Submit a product review to Biocompare.com**

Submit a review of this product to Biocompare.com to receive a \$20 Amazon.com giftcard! Your reviews help your fellow scientists make the right decisions. Thank you for your contribution.



Anti-ERBB1 / EGFR / HER1 Reference Antibody (necitumumab)

For Research Use Only. Not for use in diagnostic procedures.