

Anti-TNFRSF5 / CD40 Reference Antibody (dacetuzumab)

Catalog Number: M00068-4

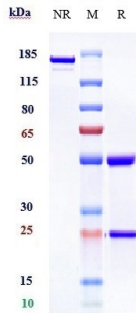
Overview

Product Name	Anti-TNFRSF5 / CD40 Reference Antibody (dacetuzumab)
Reactive Species	Human
Description	Boster Bio Anti-TNFRSF5 / CD40 Reference Antibody (dacetuzumab) (Catalog # M00068-4). Tested in Flow Cytometry, ELISA, FTA. This antibody reacts with Human. Endotoxin: < 0.111EU/ug,determined by LAL method. Expression system: CHO Cell
Application	ELISA, Flow Cytometry, Functional Assay, Kinetics
Clonality	Monoclonal
Formulation	Purified monoclonal antibody supplied in PBS, pH6.0, without preservative.This antibody is purified through a protein A column.
Storage Instructions	Maintain refrigerated at 2-8°C for up to 2 weeks. For long-term storage, aliquot and store at -20°C to avoid repeated freeze-thaw cycles.
Uniprot ID	P25942

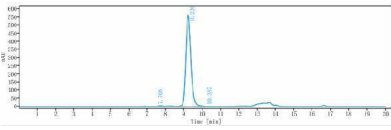
Technical Details

Isotype	IgG1
Form	Liquid

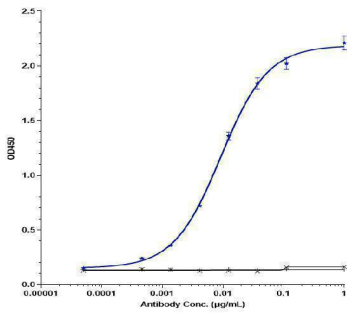
Anti-TNFRSF5 / CD40 Reference Antibody (dacetuzumab) (M00068-4) Images



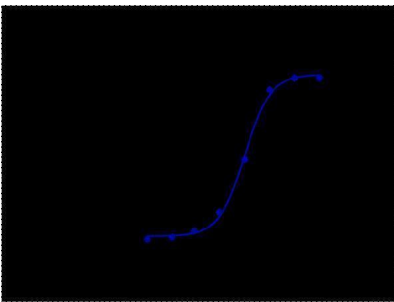
Anti-TNFRSF5/CD40 Reference Antibody (dacetuzumab) on SDS-PAGE under reducing (R) condition. The gel was stained with Coomassie Blue. The purity of the protein is greater than 90%



The purity of Anti-TNFRSF5/CD40 Reference Antibody (dacetuzumab) is more than 95%



Immobilized human TNFRSF5/CD40 His at 2 µg/mL can bind Anti-TNFRSF5/CD40 Reference Antibody (dacetuzumab)



Human CD40 CHO cells were stained with Anti-TNFRSF5/CD40 Reference Antibody (dacetuzumab) and negative control protein respectively

Submit a product review to Biocompare.com

Submit a review of this product to Biocompare.com to receive a \$20 Amazon.com giftcard! Your reviews help your fellow scientists make the right decisions. Thank you for your contribution.



Anti-TNFRSF5 / CD40 Reference Antibody (dacetuzumab)

For Research Use Only. Not for use in diagnostic procedures.