

Anti-Amyloid Beta Reference Antibody (aducanumab)

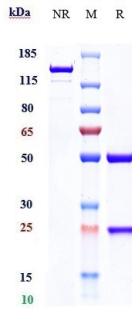
Catalog Number: M00081-2

Overview

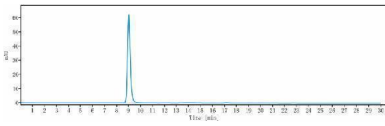
Product Name	Anti-Amyloid Beta Reference Antibody (aducanumab)
Reactive Species	Cynomolgus monkey, Human, Mouse
Description	Boster Bio Anti-Amyloid Beta Reference Antibody (aducanumab) (Catalog # M00081-2). Tested in Flow Cytometry, ELISA, FTA. This antibody reacts with Cynomolgus monkey, Human, Mouse. Endotoxin: < 0.002EU/ug,determined by LAL method. Expression system: CHO Cell
Application	ELISA, Flow Cytometry, Functional Assay, Kinetics
Clonality	Monoclonal
Storage Instructions	Maintain refrigerated at 2-8°C for up to 2 weeks. For long-term storage, aliquot and store at -20°C to avoid repeated freeze-thaw cycles.
Uniprot ID	P05067

Technical Details

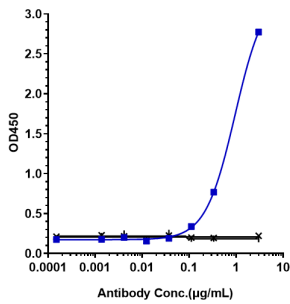
Anti-Amyloid Beta Reference Antibody (aducanumab) (M00081-2) Images



Anti-Amyloid Beta Reference Antibody (aducanumab) on SDS-PAGE under reducing (R) condition. The gel was stained with Coomassie Blue. The purity of the protein is greater than 95%



The purity of Anti-Amyloid Beta Reference Antibody (aducanumab) is more than 95%



Immobilized N His HSA human Amyloid beta (APP) at 2 µg/mL can bind Anti-Amyloid Beta Reference Antibody (aducanumab)

Submit a product review to Biocompare.com

Submit a review of this product to Biocompare.com to receive a \$20 Amazon.com giftcard! Your reviews help your fellow scientists make the right decisions. Thank you for your contribution.



Anti-Amyloid Beta Reference Antibody (aducanumab)

For Research Use Only. Not for use in diagnostic procedures.