

Anti-CSF1R / M-CSFR / CD115 Reference Antibody (cabiralizumab)

Catalog Number: M00082-1

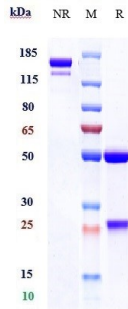
Overview

Product Name	Anti-CSF1R / M-CSFR / CD115 Reference Antibody (cabiralizumab)
Reactive Species	Cynomolgus monkey, Human
Description	Boster Bio Anti-CSF1R / M-CSFR / CD115 Reference Antibody (cabiralizumab) (Catalog # M00082-1). Tested in Flow Cytometry, ELISA, FTA. This antibody reacts with Cynomolgus monkey, Human. Endotoxin: < 0.152EU/ug,determined by LAL method. Expression system: CHO Cell
Application	ELISA, Flow Cytometry, Functional Assay, Kinetics
Clonality	Monoclonal
Formulation	Purified monoclonal antibody supplied in PBS, pH6.0, without preservative.This antibody is purified through a protein A column.
Storage Instructions	Maintain refrigerated at 2-8°C for up to 2 weeks. For long-term storage, aliquot and store at -20°C to avoid repeated freeze-thaw cycles.
Uniprot ID	P07333

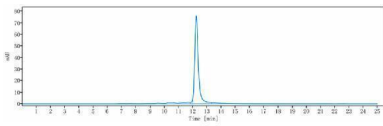
Technical Details

Isotype	IgG4SP
Form	Liquid

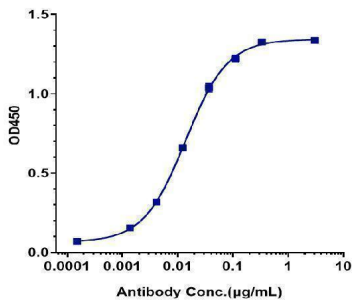
Anti-CSF1R / M-CSFR / CD115 Reference Antibody (cabiralizumab) (M00082-1) Images



Anti-CSF1R/M-CSFR/CD115 Reference Antibody (cabiralizumab) on SDS-PAGE under reducing (R) condition. The gel was stained with Coomassie Blue. The purity of the protein is greater than 90%



The purity of Anti-CSF1R/M-CSFR/CD115 Reference Antibody (cabiralizumab) is more than 99.14%



Immobilized human CSF1R/M CSFR

Submit a product review to [Biocompare.com](https://www.biocompare.com)

Submit a review of this product to [Biocompare.com](https://www.biocompare.com) to receive a \$20 Amazon.com giftcard! Your reviews help your fellow scientists make the right decisions. Thank you for your contribution.



Anti-CSF1R / M-CSFR / CD115 Reference Antibody (cabiralizumab)

For Research Use Only. Not for use in diagnostic procedures.