

Anti-PDGFR Receptor beta (PDGFRB) Mouse Monoclonal Antibody [Clone ID: OT11D2]

Catalog Number: M00096-3


Overview

| | |
|----------------------|--|
| Product Name | Anti-PDGFR Receptor beta (PDGFRB) Mouse Monoclonal Antibody [Clone ID: OT11D2] |
| Reactive Species | Human, Mouse, Rat |
| Description | Boster Bio PDGFRB mouse monoclonal antibody, clone OT11D2 (formerly 1D2). Catalog# M00096-3. Tested in FC, IF, WB. This antibody reacts with Human, Mouse, Rat. |
| Application | Flow Cytometry, IF, WB |
| Clonality | Monoclonal OT11D2 |
| Formulation | PBS (pH 7.3) containing 1% stabilizing protein, 50% glycerol and 0.02% sodium azide. This antibody is supplied in a stabilized formulation. Compatibility with conjugation reactions depends on the chemistry of the conjugation method used. For conjugation methods that are not compatible with the stabilizing components present in this formulation, a carrier-free antibody format is required. |
| Storage Instructions | Store at -20°C as received. |
| Host | Mouse |
| Uniprot ID | P09619 |

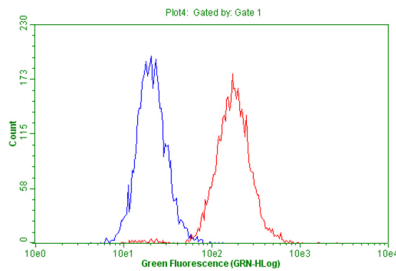
Technical Details

| | |
|---------------------|---|
| Immunogen | Full length human recombinant protein of human PDGFRB (NP_002600) produced in HEK293T cell. |
| Isotype | IgG2a |
| Concentration | 1 mg/ml |
| Purification | Purified from mouse ascites fluids or tissue culture supernatant by affinity chromatography (protein A/G) |
| Suggested Dilutions | WB 1:2000 IF 1:100 Flow Cytometry 1:50 |

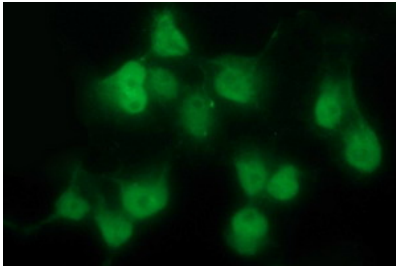
Anti-PDGFR beta (PDGFRB) Mouse Monoclonal Antibody [Clone ID: OTI1D2] (M00096-3) Images



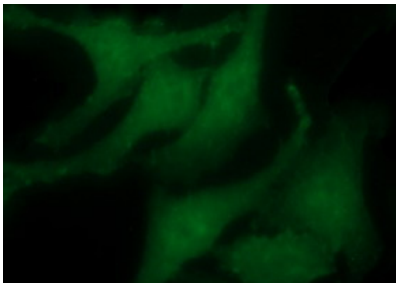
HEK293T cells were transfected with the pCMV6-ENTRY control (Left lane) or pCMV6-ENTRY PDGFRB (Right lane) cDNA for 48 hrs and lysed. Equivalent amounts of cell lysates (5 ug per lane) were separated by SDS-PAGE and immunoblotted with anti-PDGFRB.



Flow cytometric Analysis of living SF295 cells



Anti-PDGFRB mouse monoclonal antibody (M00096-3) immunofluorescent staining of COS7 cells transiently transfected by pCMV6-ENTRY PDGFRB.



Immunofluorescent staining of HeLa cells using anti-PDGFRB mouse monoclonal antibody (M00096-3).

Submit a product review to Biocompare.com

Submit a review of this product to Biocompare.com to receive a \$20 Amazon.com giftcard! Your reviews help your fellow scientists make the right decisions. Thank you for your contribution.



Anti-PDGFR Receptor beta (PDGFRB) Mouse Monoclonal Antibody [Clone ID: OTI1D2]

For Research Use Only. Not for use in diagnostic procedures.