

## Anti-IL-6 / IFN $\beta$ 2 Reference Antibody (Chugai SK2)

Catalog Number: M00102-5

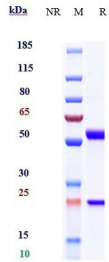
### Overview

Product Name	Anti-IL-6 / IFN $\beta$ 2 Reference Antibody (Chugai SK2)
Reactive Species	Human
Description	Boster Bio Anti-IL-6 / IFN $\beta$ 2 Reference Antibody (Chugai SK2) (Catalog # M00102-5). Tested in Flow Cytometry, ELISA, FTA. This antibody reacts with Human. Endotoxin: < 0.183EU/ug,determined by LAL method. Expression system: CHO Cell
Application	ELISA, Flow Cytometry, Functional Assay, Kinetics
Clonality	Monoclonal
Formulation	Purified monoclonal antibody supplied in PBS, pH6.0, without preservative.This antibody is purified through a protein A column.
Storage Instructions	Maintain refrigerated at 2–8°C for up to 2 weeks. For long-term storage, aliquot and store at -20°C to avoid repeated freeze-thaw cycles.
Uniprot ID	P05231

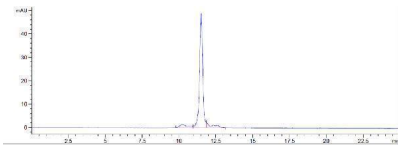
### Technical Details

Isotype	IgG1
Form	Liquid

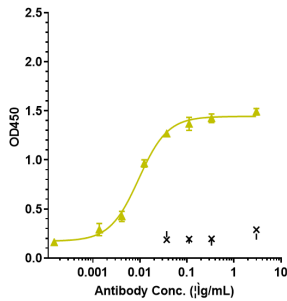
## Anti-IL-6 / IFN $\beta$ 2 Reference Antibody (Chugai SK2) (M00102-5) Images



Anti-IL-6/IFN $\beta$ 2 Reference Antibody (Chugai SK2) on SDS-PAGE under reducing (R) condition. The gel was stained with Coomassie Blue. The purity of the protein is greater than 95%



The purity of Anti-IL-6/IFN $\beta$ 2 Reference Antibody (Chugai SK2) is more than 100%



Immobilized human IL-6 His at 2  $\mu$ g/mL can bind Anti-IL-6/IFN $\beta$ 2 Reference Antibody (Chugai SK2)

### Submit a product review to [Biocompare.com](https://www.biocompare.com)

Submit a review of this product to [Biocompare.com](https://www.biocompare.com) to receive a \$20 Amazon.com giftcard! Your reviews help your fellow scientists make the right decisions. Thank you for your contribution.



Anti-IL-6 / IFN $\beta$ 2 Reference Antibody (Chugai SK2)

For Research Use Only. Not for use in diagnostic procedures.