

Anti-B7-H1 / PD-L1 / CD274 Reference Antibody (envafolimab)

Catalog Number: M00109-9

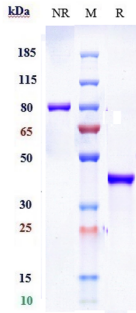
Overview

Product Name	Anti-B7-H1 / PD-L1 / CD274 Reference Antibody (envafolimab)
Reactive Species	Cynomolgus monkey, Human
Description	Boster Bio Anti-B7-H1 / PD-L1 / CD274 Reference Antibody (envafolimab) (Catalog # M00109-9). Tested in Flow Cytometry, ELISA, FTA. This antibody reacts with Cynomolgus monkey, Human. Endotoxin: < 0.195EU/ug,determined by LAL method. Expression system: CHO Cell
Application	ELISA, Flow Cytometry, Functional Assay, Kinetics
Clonality	Monoclonal
Formulation	Purified monoclonal antibody supplied in PBS, pH6.0, without preservative.This antibody is purified through a protein A column.
Storage Instructions	Maintain refrigerated at 2-8°C for up to 2 weeks. For long-term storage, aliquot and store at -20°C to avoid repeated freeze-thaw cycles.
Uniprot ID	Q9NZQ7

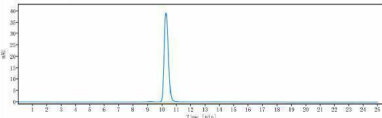
Technical Details

Immunogen	The sequence of the antigen is amino acids 19-238 (the extracellular region).
Isotype	IgG1
Form	Liquid

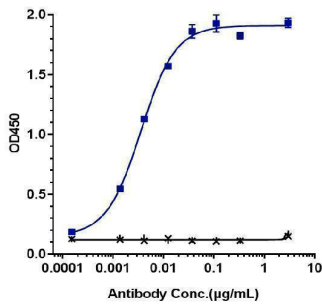
Anti-B7-H1 / PD-L1 / CD274 Reference Antibody (envafolimab) (M00109-9) Images



Anti-B7-H1/PD-L1/CD274 Reference Antibody (envafolimab) on SDS-PAGE under reducing (R) condition. The gel was stained with Coomassie Blue. The purity of the protein is greater than 95%



The purity of Anti-B7-H1/PD-L1/CD274 Reference Antibody (envafolimab) is more than 95%



Immobilized human PD L1 His at 2 µg/mL can bind Anti-B7-H1/PD-L1/CD274 Reference Antibody (envafolimab)

Submit a product review to Biocompare.com

Submit a review of this product to Biocompare.com to receive a \$20 Amazon.com giftcard! Your reviews help your fellow scientists make the right decisions. Thank you for your contribution.



Anti-B7-H1 / PD-L1 / CD274 Reference Antibody (envafolimab)

For Research Use Only. Not for use in diagnostic procedures.