

Anti-MMP9 Rabbit Monoclonal Antibody

Catalog Number: M00139-4

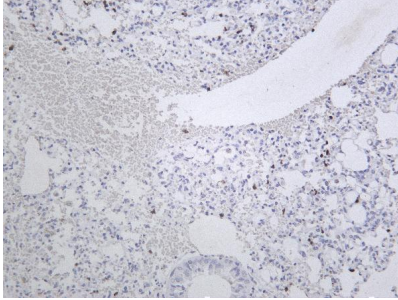
Overview

Product Name	Anti-MMP9 Rabbit Monoclonal Antibody
Reactive Species	Mouse, Rat
Description	This Recombinant Rabbit Monoclonal Antibody detects endogenous levels of MMP9 protein. Validated for research with WB,IHC,IF,IP,ELISA applications. Anti MMP9 is reactive for Mouse, Rat samples
Application	ELISA, IP, IF, IHC, WB
Clonality	Monoclonal
Formulation	PBS, 50% glycerol, 0.05% Proclin 300, 0.05% stabilizing protein This antibody is supplied in a stabilized formulation. Compatibility with conjugation reactions depends on the chemistry of the conjugation method used. For conjugation methods that are not compatible with the stabilizing components present in this formulation, a carrier-free antibody format is required.
Storage Instructions	Store at -20°C/1 year
Host	Rabbit
Uniprot ID	P14780

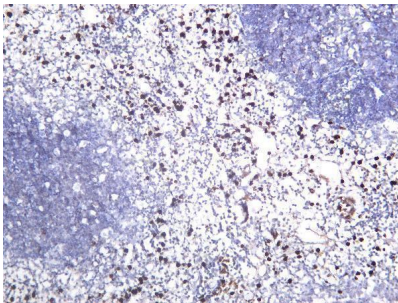
Technical Details

Isotype	IgG, Kappa
Purification	Protein A
Suggested Dilutions	IHC 1:200-1:1000 WB 1:500-1:5000 IF 1:200-1:1000 ELISA 1:5000-1:20000 IP 1:50-1:200

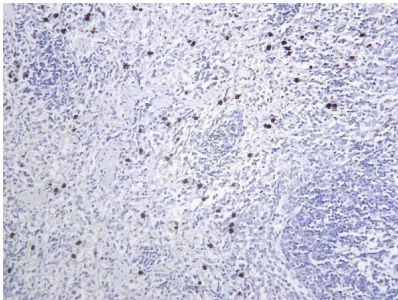
Anti-MMP9 Rabbit Monoclonal Antibody (M00139-4) Images



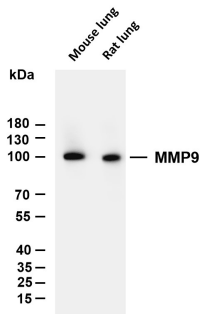
Mouse lung tissue was stained with anti-MMP9 rabbit Antibody



Mouse spleen tissue was stained with anti-MMP9 rabbit Antibody



Rat spleen tissue was stained with anti-MMP9 rabbit Antibody



Various whole cell lysates were separated by 10% SDS-PAGE, and the membrane was blotted with anti-MMP9 antibody. The HRP-conjugated Goat anti-Rabbit IgG(H + L) antibody was used to detect the antibody. Lane 1: Mouse lung Lane 2: Rat lung Predicted band size: 78kDa Observed band size: 80-92kDa

Submit a product review to [Biocompare.com](https://www.biocompare.com)

Submit a review of this product to [Biocompare.com](https://www.biocompare.com) to receive a \$20 Amazon.com giftcard! Your reviews help your fellow scientists make the right decisions. Thank you for your contribution.



For Research Use Only. Not for use in diagnostic procedures.