

Anti-PDCD1 / PD-1 / CD279 Reference Antibody (spartalizumab)

Catalog Number: M00178-11

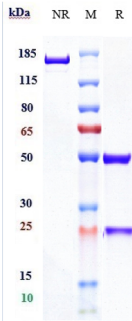
Overview

Product Name	Anti-PDCD1 / PD-1 / CD279 Reference Antibody (spartalizumab)
Reactive Species	Cynomolgus monkey, Human
Description	Boster Bio Anti-PDCD1 / PD-1 / CD279 Reference Antibody (spartalizumab) (Catalog # M00178-11). Tested in Flow Cytometry, ELISA, FTA. This antibody reacts with Cynomolgus monkey, Human. Endotoxin: < 0.248EU/ug,determined by LAL method. Expression system: CHO Cell
Application	ELISA, Flow Cytometry, Functional Assay, Kinetics
Clonality	Monoclonal
Formulation	Purified monoclonal antibody supplied in PBS, pH6.0, without preservative.This antibody is purified through a protein A column.
Storage Instructions	Maintain refrigerated at 2-8°C for up to 2 weeks. For long-term storage, aliquot and store at -20°C to avoid repeated freeze-thaw cycles.
Uniprot ID	Q15116

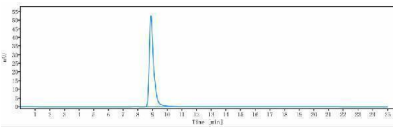
Technical Details

Isotype	IgG4SP
Form	Liquid

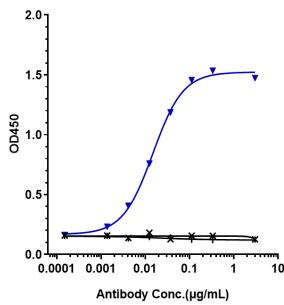
Anti-PDCD1 / PD-1 / CD279 Reference Antibody (spartalizumab) (M00178-11) Images



Anti-PDCD1/PD-1/CD279 Reference Antibody (spartalizumab) on SDS-PAGE under reducing (R) condition. The gel was stained with Coomassie Blue. The purity of the protein is greater than 95%



The purity of Anti-PDCD1/PD-1/CD279 Reference Antibody (spartalizumab) is more than 100%



Immobilized human PD 1 His at 2 µg/mL can bind Anti-PDCD1/PD-1/CD279 Reference Antibody (spartalizumab)

Submit a product review to Biocompare.com

Submit a review of this product to Biocompare.com to receive a \$20 Amazon.com giftcard! Your reviews help your fellow scientists make the right decisions. Thank you for your contribution.



Anti-PDCD1 / PD-1 / CD279 Reference Antibody (spartalizumab)

For Research Use Only. Not for use in diagnostic procedures.