

## Anti-XBP1 Rabbit Monoclonal Antibody

Catalog Number: M00234

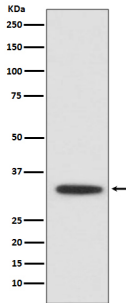
### Overview

Product Name	Anti-XBP1 Rabbit Monoclonal Antibody
Reactive Species	Human
Description	Boster Bio Anti-XBP1 Rabbit Monoclonal Antibody catalog # M00234. Tested in WB, IHC, ICC/IF, Flow Cytometry applications. This antibody reacts with Human.
Application	Flow Cytometry, IF, IHC, ICC, WB
Clonality	Monoclonal AAAF-24
Formulation	Rabbit IgG in stabilizing components, phosphate buffered saline, pH 7.4, 150mM NaCl, 0.02% sodium azide and 50% glycerol. *This antibody is supplied in a stabilized formulation. Compatibility with conjugation reactions depends on the chemistry of the conjugation method used. For conjugation methods that are not compatible with the stabilizing components present in this formulation, a carrier-free antibody format is required.
Storage Instructions	Store at -20°C for one year. For short term storage and frequent use, store at 4°C for up to one month. Avoid repeated freeze-thaw cycles.
Host	Rabbit
Uniprot ID	P17861

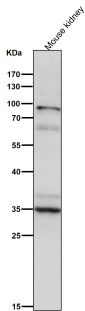
### Technical Details

Immunogen	A synthesized peptide derived from human XBP1
Isotype	Rabbit IgG
Form	Liquid
Concentration	0.5mg/ml
Purification	Affinity-chromatography
Suggested Dilutions	WB 1:500-1:2000 IHC 1:100-1:500 ICC/IF 1:50-1:200 FC 1:50

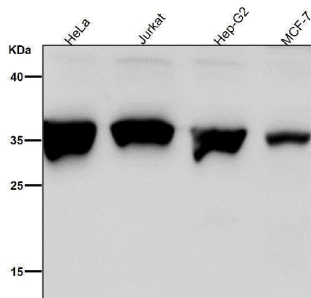
## Anti-XBP1 Rabbit Monoclonal Antibody (M00234) Images



Western blot analysis of XBP1 expression in Jurkat cell lysate.



All lanes use the Antibody at 1:1K dilution for 1 hour at room temperature.



All lanes use the Antibody at 1:1K dilution for 1 hour at room temperature.

## 1 Publications Citing This Product

1. PubMed ID: -, Wang,X.,Xu,X.,Yang,Y. P.,Xin,X.,Li,Z.,Wang,Q. ... Zhang,L.(2021).Dihydromyricetin alleviates endothelial inflammatory response through IRE1alpha/NF-kappaB signaling pathway in sepsis.Archives of Medical Science.<https://doi.org/10.5114/aoms/132293>

Visit [bosterbio.com/anti-xbp1-rabbit-monoclonal-antibody-m00234-boster.html](https://bosterbio.com/anti-xbp1-rabbit-monoclonal-antibody-m00234-boster.html) to see all 1 publications.

## Submit a product review to Biocompare.com

Submit a review of this product to Biocompare.com to receive a \$20 Amazon.com giftcard! Your reviews help your fellow scientists make the right decisions. Thank you for your contribution.



Anti-XBP1 Rabbit Monoclonal Antibody

For Research Use Only. Not for use in diagnostic procedures.