

## Anti-ARK-1 AURKA Monoclonal Antibody

Catalog Number: M00246-5

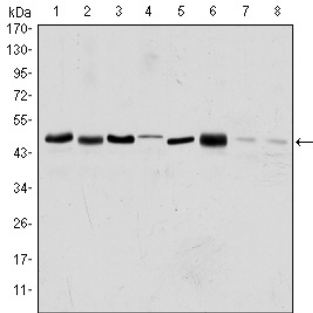
### Overview

Product Name	Anti-ARK-1 AURKA Monoclonal Antibody
Reactive Species	Human, Monkey, Rat
Description	Boster Bio Anti-ARK-1 AURKA Monoclonal Antibody catalog # M00246-5. Tested in ELISA, Flow Cytometry, IF, WB applications. This antibody reacts with Human, Monkey, Rat.
Application	ELISA, Flow Cytometry, IF, WB
Clonality	Monoclonal 1F8
Formulation	Ascitic fluid containing 0.03% sodium azide.
Storage Instructions	Store at -20°C for one year. For short term storage and frequent use, store at 4°C for up to one month. Avoid repeated freeze-thaw cycles.
Host	Mouse
Uniprot ID	O14965

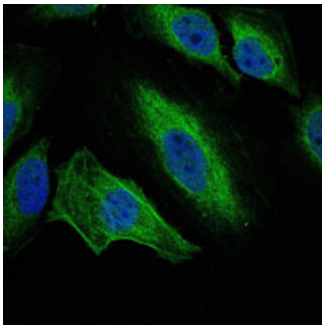
### Technical Details

Immunogen	Purified recombinant fragment of human ARK-1 expressed in E. Coli.
Isotype	IgG
Form	Liquid
Concentration	1 mg/ml
Purification	Affinity purification
Suggested Dilutions	WB 1:500-1:2000 IF 1:200-1:1000 FC 1:200-1:400 ELISA 1:10000

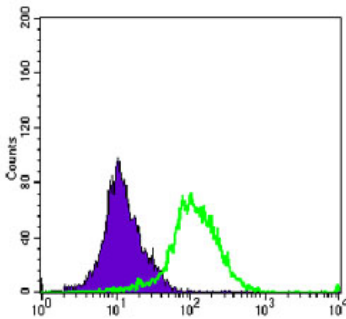
## Anti-ARK-1 AURKA Monoclonal Antibody (M00246-5) Images



Western Blot analysis using ARK-1 Monoclonal Antibody against HEK293 (1), Sw620 (2), MCF-7 (3), Jurkat (4), HeLa (5), HepG2 (6), Cos7 (7) and PC-12 (8) cell lysate.



Immunofluorescence analysis of HeLa cells using ARK-1 Monoclonal Antibody (green). Blue: DRAQ5 fluorescent DNA dye.



Flow cytometric analysis of K562 cells using ARK-1 Monoclonal Antibody (green) and negative control (purple).

### Submit a product review to [Biocompare.com](https://www.biocompare.com)

Submit a review of this product to [Biocompare.com](https://www.biocompare.com) to receive a \$20 Amazon.com giftcard! Your reviews help your fellow scientists make the right decisions. Thank you for your contribution.



Anti-ARK-1 AURKA Monoclonal Antibody

For Research Use Only. Not for use in diagnostic procedures.