

Anti-ARK-1 AURKA Monoclonal Antibody

Catalog Number: M00246-6

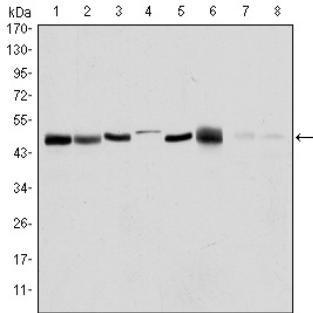
Overview

Product Name	Anti-ARK-1 AURKA Monoclonal Antibody
Reactive Species	Human, Monkey, Rat
Description	Boster Bio Anti-ARK-1 AURKA Monoclonal Antibody catalog # M00246-6. Tested in ELISA, IHC, WB applications. This antibody reacts with Human, Monkey, Rat.
Application	ELISA, IF, IHC, WB
Clonality	Monoclonal 4G10
Formulation	Ascitic fluid containing 0.03% sodium azide.
Storage Instructions	Store at -20°C for one year. For short term storage and frequent use, store at 4°C for up to one month. Avoid repeated freeze-thaw cycles.
Host	Mouse
Uniprot ID	O14965

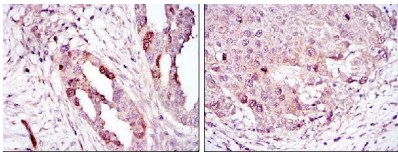
Technical Details

Immunogen	Purified recombinant fragment of human ARK-1 expressed in E. Coli.
Isotype	IgG
Form	Liquid
Concentration	1 mg/ml
Purification	Affinity purification
Suggested Dilutions	WB 1:500-1:2000 IHC 1:200-1:1000 ELISA 1:10000 IF 1:50-200

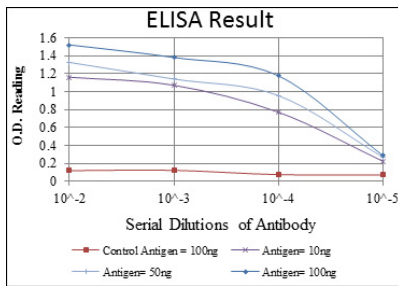
Anti-ARK-1 AURKA Monoclonal Antibody (M00246-6) Images



Western blotting validation for Anti-ARK-1 AURKA Monoclonal Antibody M00246-6 Western Blot (WB) analysis using ARK-1 Monoclonal Antibody against HEK293 (1)



Immunohistochemistry validation of AURKA using Anti-ARK-1 AURKA Monoclonal Antibody (M00246-6). Immunohistochemistry (IHC) analysis of paraffin-embedded ovarian cancer (left) and lung cancer (right) with DAB staining using ARK-1 Monoclonal Antibody. For more protocol information of IHC



ELISA validation of AURKA using Anti-ARK-1 AURKA Monoclonal Antibody (M00246-6). ELISA analysis of ARK-1 antibody.

Submit a product review to Biocompare.com

Submit a review of this product to Biocompare.com to receive a \$20 Amazon.com giftcard! Your reviews help your fellow scientists make the right decisions. Thank you for your contribution.



Anti-ARK-1 AURKA Monoclonal Antibody

For Research Use Only. Not for use in diagnostic procedures.