

Anti-ALK Rabbit Monoclonal Antibody, Clone#RM361

Catalog Number: M00301-1

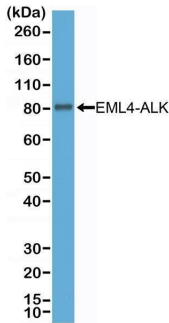
Overview

Product Name	Anti-ALK Rabbit Monoclonal Antibody, Clone#RM361
Reactive Species	Human
Description	Boster Bio Anti-ALK Rabbit Monoclonal Antibody, Clone#RM361 (Catalog # M00301-1). Tested in IHC, WB applications. This antibody reacts with Human.
Application	IHC, WB
Clonality	Monoclonal RM361
Formulation	50% Glycerol/PBS with 1% stabilizing protein and 0.09% sodium azide This antibody is supplied in a stabilized formulation. Compatibility with conjugation reactions depends on the chemistry of the conjugation method used. For conjugation methods that are not compatible with the stabilizing components present in this formulation, a carrier-free antibody format is required.
Storage Instructions	Store at -20°C for one year. Avoid repeated freeze-thaw cycles.
Host	Rabbit
Uniprot ID	Q9UM73

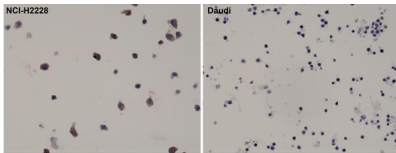
Technical Details

Immunogen	A peptide corresponding to the C-terminus of human ALK (Anaplastic lymphoma kinase)
Cross Reactivity	This antibody reacts human total ALK protein including ALK fusion proteins
Isotype	Rabbit IgG
Form	Liquid
Concentration	0.5-1mg/ml, actual concentration vary by lot. Use suggested dilution ratio to decide dilution procedure.
Purification	Protein A affinity purified from an animal origin-free culture supernatant
Suggested Dilutions	Immunohistochemistry (IHC): 1:500-1:1000 dilution WB: 1:1000-1:2000 dilution.

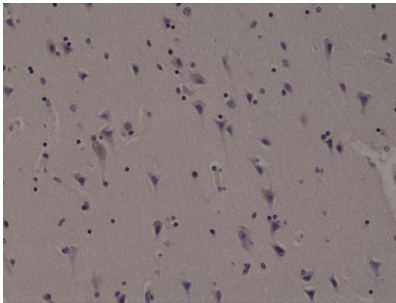
Anti-ALK Rabbit Monoclonal Antibody, Clone#RM361 (M00301-1) Images



Western Blotting result Western Blot of NSCLC cell line H2228 (Cell Lysate) expressing EML4-ALK variant 3, using anti-ALK rabbit monoclonal antibody (Clone RM361) at a 1:2000 dilution.



IHC result Immunohistochemical staining of formalin fixed and paraffin embedded NCI-H2228 cells (expressing EML4-ALK variant 3) and Daudi cells (ALK negative), stained with anti-ALK rabbit monoclonal antibody clone RM361.



IHC result Immunohistochemical staining of formalin fixed and paraffin embedded human brain tissue section using anti-ALK rabbit monoclonal antibody (Clone RM361) at a 1:1000 dilution.

Submit a product review to Biocompare.com

Submit a review of this product to Biocompare.com to receive a \$20 Amazon.com giftcard! Your reviews help your fellow scientists make the right decisions. Thank you for your contribution.



Anti-ALK Rabbit Monoclonal Antibody, Clone#RM361

For Research Use Only. Not for use in diagnostic procedures.