

## Anti-Dnmt3b Rabbit Monoclonal Antibody Rabbit Monoclonal Antibody

Catalog Number: M00319

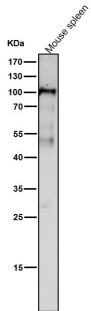
### Overview

Product Name	Anti-Dnmt3b Rabbit Monoclonal Antibody Rabbit Monoclonal Antibody
Reactive Species	Human, Mouse, Rat
Description	Boster Bio Anti-Dnmt3b Rabbit Monoclonal Antibody Rabbit Monoclonal Antibody catalog # M00319. Tested in WB, ICC/IF applications. This antibody reacts with Human, Mouse, Rat.
Application	IF, ICC, WB
Clonality	Monoclonal FO-4
Formulation	Rabbit IgG in stabilizing components, phosphate buffered saline, pH 7.4, 150mM NaCl, 0.02% sodium azide and 50% glycerol. *This antibody is supplied in a stabilized formulation. Compatibility with conjugation reactions depends on the chemistry of the conjugation method used. For conjugation methods that are not compatible with the stabilizing components present in this formulation, a carrier-free antibody format is required.
Storage Instructions	Store at -20°C for one year. For short term storage and frequent use, store at 4°C for up to one month. Avoid repeated freeze-thaw cycles.
Host	Rabbit
Uniprot ID	Q9UBC3

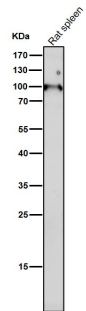
### Technical Details

Immunogen	A synthesized peptide derived from human Dnmt3b
Isotype	Rabbit IgG
Form	Liquid
Concentration	0.5mg/ml
Purification	Affinity-chromatography
Suggested Dilutions	WB 1:500-2000 ICC/IF 1:50-200


## Anti-Dnmt3b Rabbit Monoclonal Antibody Rabbit Monoclonal Antibody (M00319) Images




All lanes use the Antibody at 1:1W dilution for 1 hour at room temperature.



All lanes use the Antibody at 1:1W dilution for 1 hour at room temperature.





All lanes use the Antibody at 1:1W dilution for 1 hour at room temperature.

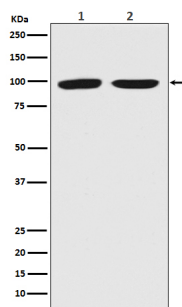


All lanes use the Antibody at 1:1W dilution for 1 hour at room temperature.

All lanes use the Antibody at 1:1W dilution for 1 hour at room temperature.



All lanes use the Antibody at 1:1W dilution for 1 hour at room temperature.



Western blot analysis of Dnmt3b expression in (1) A549 cell lysate; (2) A431 cell lysate.

**Submit a product review to [Biocompare.com](https://www.biocompare.com)**

Submit a review of this product to [Biocompare.com](https://www.biocompare.com) to receive a \$20 Amazon.com giftcard! Your reviews help your fellow scientists make the right decisions. Thank you for your contribution.



Anti-Dnmt3b Rabbit Monoclonal Antibody Rabbit Monoclonal Antibody

For Research Use Only. Not for use in diagnostic procedures.