

## Anti-HDAC2 Rabbit Monoclonal Antibody

Catalog Number: M00325-3

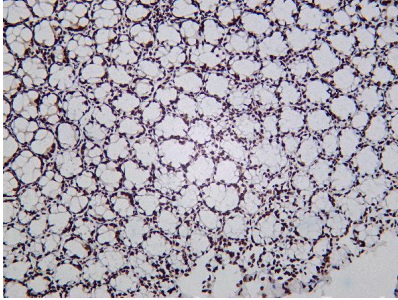
### Overview

Product Name	Anti-HDAC2 Rabbit Monoclonal Antibody
Reactive Species	Human, Mouse, Rat
Description	This Recombinant Rabbit Monoclonal Antibody detects endogenous levels of HDAC2 protein. Validated for research with WB,IHC,IF,IP,ELISA applications. Anti HDAC2 is reactive for Human, Mouse, Rat samples
Application	ELISA, IP, IF, IHC, WB
Clonality	Monoclonal
Formulation	PBS, 50% glycerol, 0.05% Proclin 300, 0.05% stabilizing protein This antibody is supplied in a stabilized formulation. Compatibility with conjugation reactions depends on the chemistry of the conjugation method used. For conjugation methods that are not compatible with the stabilizing components present in this formulation, a carrier-free antibody format is required.
Storage Instructions	Store at -20°C/1 year
Host	Rabbit
Uniprot ID	Q92769

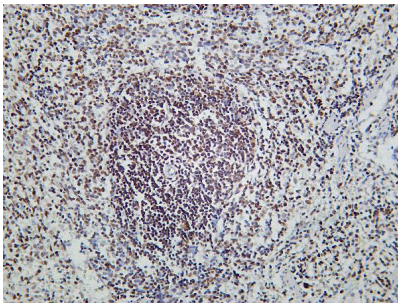
### Technical Details

Isotype	IgG, Kappa
Purification	Protein A
Suggested Dilutions	IHC 1:200-1:500 WB 1:1000-1:5000 IF 1:200-1:1000 ELISA 1:5000-1:20000 IP 1:50-1:200

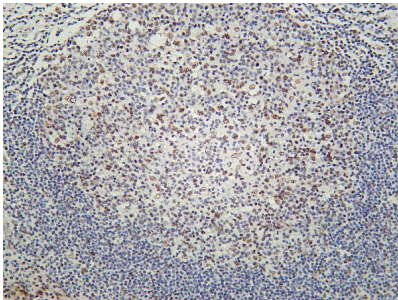
## Anti-HDAC2 Rabbit Monoclonal Antibody (M00325-3) Images



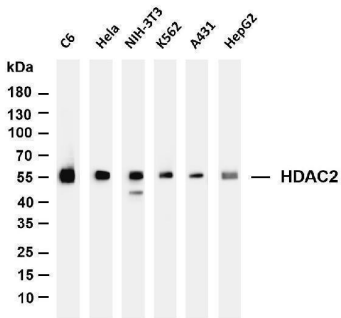
Mouse colon was stained with Anti-HDAC2 rabbit antibody



Rat spleen was stained with Anti-HDAC2 rabbit antibody



Human tonsil was stained with Anti-HDAC2 rabbit antibody



Various whole cell lysates were separated by 4-20% SDS-PAGE, and the membrane was blotted with anti-HDAC2 antibody. The HRP-conjugated Goat anti-Rabbit IgG(H + L) antibody was used to detect the antibody. Lane 1: C6 Lane 2: HeLa Lane 3: NIH-3T3 Lane 4: K562 Lane 5: A431 Lane 6: HepG2 Predicted band size: 55kDa Observed band size: 55kDa

Submit a product review to [Biocompare.com](https://www.biocompare.com)

Submit a review of this product to [Biocompare.com](https://www.biocompare.com) to receive a \$20 Amazon.com giftcard! Your reviews help your fellow scientists make the right decisions. Thank you for your contribution.



For Research Use Only. Not for use in diagnostic procedures.